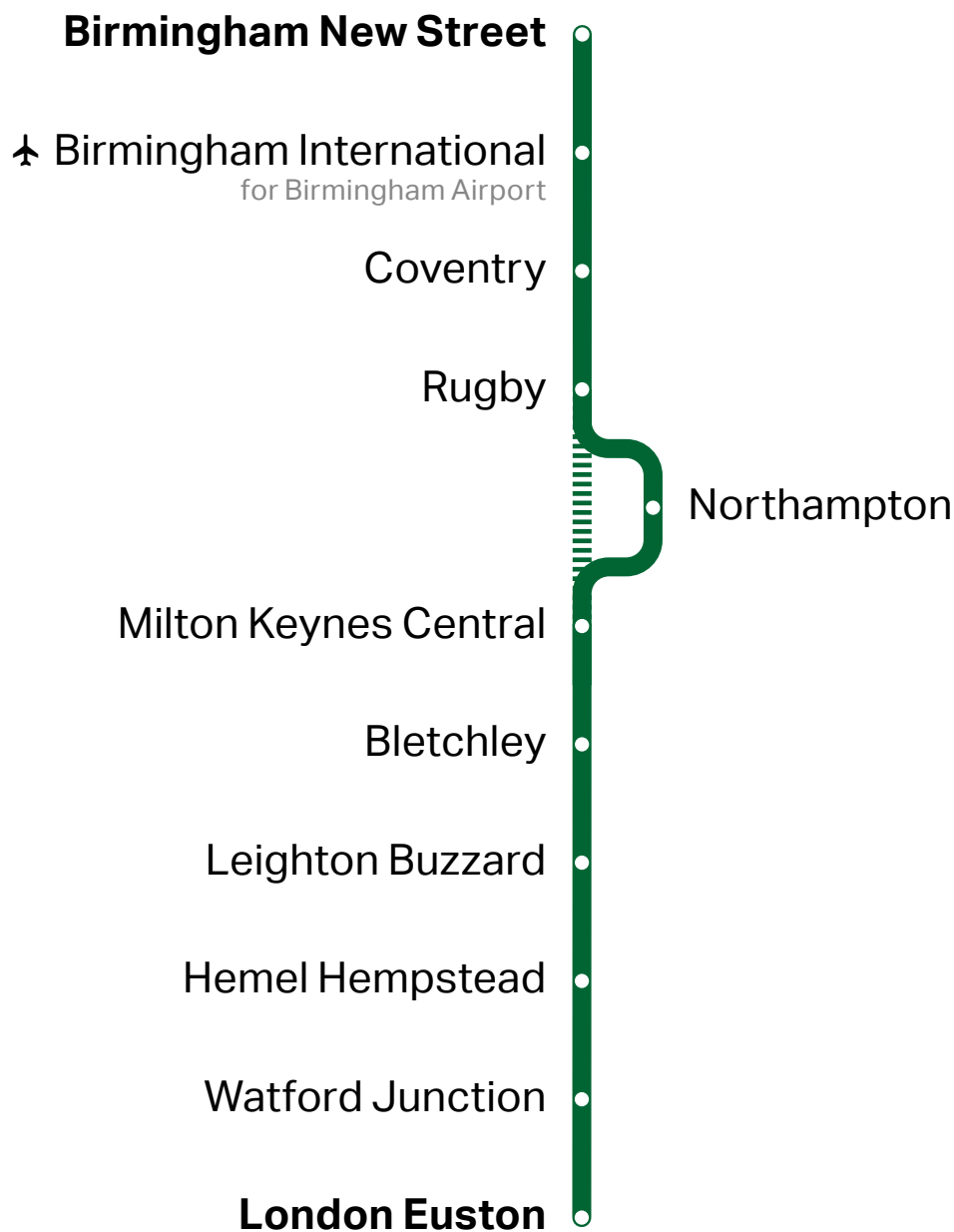


TRAIN TIMES

Birmingham/ Northampton to London Euston



Valid from 17 May
to 12 December 2026



Timetable Menu

General Info

Notes & Symbols

Birmingham New Street – Northampton – Milton Keynes Central – London Euston

Mondays to Fridays

Valid from 18 May to 11 December 2026

Saturdays

Valid from 23 May to 12 December 2026

Sundays

Valid from 17 May to 6 December 2026

London Euston – Milton Keynes Central – Northampton – Birmingham New Street

Mondays to Fridays

Valid from 18 May to 11 December 2026

Saturdays

Valid from 23 May to 12 December 2026

Sundays

Valid from 17 May to 6 December 2026

Plan online

To make sure you have the most accurate train times, it's always best to plan your journey using a journey planner. We have them on our website and app, at our staffed stations and over the phone.

Bring your bike

There is space for at least one bike onboard our services, and you do not need to make a reservation in advance. These are allocated on a first come, first served basis, and if the train is quiet, the Senior Conductor may allow more bikes onboard.

Travelling with a bike to or from London Euston?

Please be aware that on weekdays, only folding bikes are allowed on trains arriving at London Euston between 0700 – 1000, and departing between 1600 – 1900.

Getting assistance at the station

We can help with planning your journey, getting on and off our trains, moving around the station, assisting with luggage and purchasing tickets. Call us on 0800 024 8997 or use the Passenger Assist app and we'll make the arrangements. We recommend that you book at least two hours before your journey - this ensures our staff can offer you the best service and notify you if anything is likely to disrupt your journey.

Before you travel

We may be required to make some changes to the timetable, therefore we would recommend that you check your journey before travelling. You can check train times on the LNR app, at lnr.uk/plan, or by calling National Rail Enquiries on 03457 48 49 50.

[Menu](#)[Notes & Symbols](#)[Plan a Journey](#)

On The Rails Podcast

In our podcast, we discuss a variety of topics, from timing ticket purchases perfectly to top travel tips, as well as conversations with colleagues and celebrity guests. Please visit lnr.uk/podcast to listen.

London Northwestern Railway Customer Relations

You can get in touch with our customer relations team between 0700 – 1900 on weekdays, and 0800 – 1600 at weekends.

web: lnr.uk/contact-us
tel: 0333 311 0006 (standard call rates)
post: Freepost London Northwestern Railway Customer Relations
facebook: [/LondonNorthwesternRailway](https://www.facebook.com/LondonNorthwesternRailway)
x: [@LNRRailway](https://twitter.com/LNRRailway)

Transport Focus

web: transportfocus.org.uk
email: advice@transportfocus.org.uk
x: [@transportfocus](https://twitter.com/transportfocus)
tel: 0300 123 2350
post: Freepost TRANSPORT FOCUS
77 Timothy's Bridge Road
Stratford Enterprise Park
STRATFORD-UPON-AVON
CV37 9BG

London Travelwatch

web: londontravelwatch.org.uk
email: info@londontravelwatch.org.uk
tel: 0203 176 2999
post: London TravelWatch 169 Union Street, London, SE1 0LL

[Menu](#)[Notes & Symbols](#)[Plan a Journey](#)

Have your say

We are always striving to do more to improve our train service and want to know what is important to you; what we are doing well and where we may need to have a rethink. There are multiple ways in which you can provide us with your feedback and see the actions we are taking.

- Join our customer panel, your chance to hold us to account and keep us on track [Inr.uk/customer-panel](https://www.nationalrail.co.uk/customer-panel)
- Our Post Travel Feedback enables you to provide invaluable feedback when travelling with us [Inr.uk/yourjourney](https://www.nationalrail.co.uk/yourjourney)
- Your chance to speak to our experts and ask your questions [Inr.uk/whistle-stop-tour](https://www.nationalrail.co.uk/whistle-stop-tour)
- Take a look at some of the improvements we have made thanks to your feedback [Inr.uk/you-said-we-did](https://www.nationalrail.co.uk/you-said-we-did)

Improvement works

From time to time it is essential to undertake improvement works. Everyone's journey is different – please check before you travel, especially if you are travelling late at night or at the weekend. The latest updated information is available at [nationalrail.co.uk](https://www.nationalrail.co.uk)




Off-Peak travel

Certain Off-Peak tickets are not valid on services departing London Euston 1649 –1900 or departing Birmingham 1635 –1800 Mondays to Fridays. Please check before you travel.

Bank Holidays

Generally, a Saturday level of service applies on Bank Holidays, except for Christmas Day and Boxing Day. Please double check ahead of each bank holiday at [Inr.uk/plan](https://www.nationalrail.co.uk/plan)

[Menu](#)[Notes & Symbols](#)[Plan a Journey](#)

-  PlusBus add-on tickets available
-  Connection with West Midlands Metro
-  Rail replacement bus service
- 1** First Class accommodation available
- 4** Service formed of 4 carriages
- 5** Service formed of 5 carriages
- 6** Service formed of 6 carriages
- 8** Service formed of 8 carriages
- 10** Service formed of 10 carriages
- 12** Service formed of 12 carriages

Services operated by London Northwestern Railway unless otherwise shown

AWC Service operated by Avanti West Coast

SN Service operated by Southern

Passengers will need to hold a valid ticket for travel by these services. Tickets shown WMR/LNR services only are not valid.

- a Arrival time
- d Departure time
- s Stops to set down only
- u Stops to pick up only

FO Runs Fridays only

FX Runs Mondays to Thursdays only

SO Runs Saturdays only

TF Runs Tuesday to Friday mornings only

TS Runs Tuesday to Saturday mornings only

[Menu](#)[Notes & Symbols](#)[Plan a Journey](#)

Birmingham New Street – Northampton – Milton Keynes Central – London Euston

	SN					
	8	8	1	5	5	10
Birmingham New St d						
Birmingham International d						
Coventry d						
Rugby d						
Long Buckby d						
Northampton a						
Northampton d		0414		0503		0534
Wolverton d		0426		0515		0546
Milton Keynes Central a		0432		0519		0550
Milton Keynes Central d	0330	0432		0520		0550
Bletchley d	0335	0437		0525	0531	0555
Leighton Buzzard d	0342	0444		0532	0538	0602
Cheddington d	▼	▼		▼	0545	▼
Tring d	0352	0454		0542	0550	0612
Berkhamsted d	0357	0459		0547	0555	0618
Hemel Hempstead d	0401	0504		0551	0600	0623
Apsley d	0404	↓		↓	0603	↓
Kings Langley d	0408	↓		↓	0607	↓
Watford Junction d	0413	0511	0554	0559	0612	0631
Bushey d	0416	0514	▼	▼	0615	▼
Harrow & Wealdstone d	0421	0520	0601	0605	0620	0638
Wembley Central d	↓	↓	0606	↓	↓	↓
Shepherd's Bush a	↓	↓	0619	↓	↓	↓
Clapham Junction a	↓	↓	0632	↓	↓	↓
London Euston a	0437	0538		0622	0637	0653

[Menu](#)

[Notes & Symbols](#)

[Plan a Journey](#)

Birmingham New Street – Northampton – Milton Keynes Central – London Euston

	10	SN 1	9	10	8	12
Birmingham New St d						
Birmingham International d						
Coventry d					0539	
Rugby d					0552	
Long Buckby d					0602	
Northampton a					0613	
Northampton d					0617	0625
Wolverton d					▼	0637
Milton Keynes Central a					0631	0641
Milton Keynes Central d				0630	0632	0642
Bletchley d	0604			0634		▼
Leighton Buzzard d	0611			0641		0651
Cheddington d	0617			0647		
Tring d	0623		0640	0653		
Berkhamsted d	0628		0645	0658		
Hemel Hempstead d	0633		0650	0703		
Apsley d	0636		0654	0706		
Kings Langley d	0640		▼	0710		
Watford Junction d	0646	0652	0701	0715	0654	
Bushey d	0649	▼	0704	0719		
Harrow & Wealdstone d	0654	0659	0709	0724		
Wembley Central d	↓	0703	↓	↓		
Shepherd's Bush a	↓	0718	↓	↓		
Clapham Junction a	↓	0732	↓	↓	↓	↓
London Euston a	0707		0722	0737	0710	0721

[Menu](#)

[Notes & Symbols](#)

[Plan a Journey](#)

Birmingham New Street – Northampton – Milton Keynes Central – London Euston

				SN		
				1		
	10	10	9		8	10
Birmingham New St d					0535	
Birmingham International d					0545	
Coventry d					0604	
Rugby d	0627				0615	
Long Buckby d					0625	
Northampton a					0637	
Northampton d					0639	
Wolverton d					0651	
Milton Keynes Central a	0648				0655	
Milton Keynes Central d	0649				0656	
Bletchley d			0656		0701	0708
Leighton Buzzard d			0703		0708	0715
Cheddington d			0708			0720
Tring d		0710	0715			0726
Berkhamsted d		0715	0720			0731
Hemel Hempstead d		0720	0724			0736
Apsley d			▼ 0728			▼
Kings Langley d		0725	▼			0742
Watford Junction d		0730	0735	0739		0747
Bushey d		0733	▼	▼		0751
Harrow & Wealdstone d			0742	0746		0757
Wembley Central d				0750		
Shepherd's Bush a				0806		
Clapham Junction a				0820		
London Euston a	0724	0752	0757		0738	0811

[Menu](#)

[Notes & Symbols](#)

[Plan a Journey](#)

Birmingham New Street – Northampton – Milton Keynes Central – London Euston

8

10

10

8

10

10

Birmingham New St d					
Birmingham International d					
Coventry d					
Rugby d			0708		
Long Buckby d			↓		
Northampton a					
Northampton d	0650				0718
Wolverton d	0702		↓		0730
Milton Keynes Central a	0706		0729		0735
Milton Keynes Central d	0707		0729	0730	0735
Bletchley d	0712			0735	0740
Leighton Buzzard d	0719			0742	0747
Cheddington d				0747	
Tring d		0740	0750		0753
Berkhamsted d		0745	0755		0758
Hemel Hempstead d		0750	0759		0803
Apsley d		0753	↓		0806
Kings Langley d		0757	↓		0810
Watford Junction d		0802	0807		0815
Bushey d		▼	0811		0818
Harrow & Wealdstone d		0808	↓		0823
Wembley Central d					
Shepherd's Bush a					
Clapham Junction a					
London Euston a	0750	0822	0828	0805	0839
				0818	

Menu

Notes & Symbols

Plan a Journey

Birmingham New Street – Northampton – Milton Keynes Central – London Euston

	4	10	12	5	SN 1	12
Birmingham New St d	0613					0636
Birmingham International d	0625					0646
Coventry d	0644					0705
Rugby d	0656					0716
Long Buckby d	0707					0726
Northampton a	0719					0739
Northampton d	0730					0748
Wolverton d	▼					0800
Milton Keynes Central a	0745					0804
Milton Keynes Central d	0746			0800		0805
Bletchley d				0805		0810
Leighton Buzzard d				0812		0817
Cheddington d				0817		
Tring d		0810	0821	0825		
Berkhamsted d		0815	0826	0830		
Hemel Hempstead d		0820	0830	0834		
Apsley d		0823	↓	0838		
Kings Langley d		0827	↓	0841		
Watford Junction d		0832	0838	0846	0852	
Bushey d		0835	▼	0849	▼	
Harrow & Wealdstone d			0844	0855	0859	
Wembley Central d					0904	
Shepherd's Bush a					0920	
Clapham Junction a	↓	↓	↓	↓	0933	↓
London Euston a	0821	0852	0900	0909		0848

[Menu](#)

[Notes & Symbols](#)

[Plan a Journey](#)

Birmingham New Street – Northampton – Milton Keynes Central – London Euston

10

10

10

8

5

5

Birmingham New St d				0706		
Birmingham International d				0716		
Coventry d				0735		
Rugby d				0746	0802	0827
Long Buckby d				0756	0813	↓
Northampton a				0807	0827	↓
Northampton d				0818	0832	↓
Wolverton d				0830	▼	▼
Milton Keynes Central a				0834	0846	0849
Milton Keynes Central d			0830	0835	0847	0849
Bletchley d			0835	0840		↓
Leighton Buzzard d			0842	0847		↓
Cheddington d			0847			↓
Tring d	0840	0851	0855			↓
Berkhamsted d	0845	0856	0900			↓
Hemel Hempstead d	0850	0900	0904			↓
Apsley d	0853	↓	0908			↓
Kings Langley d	▼	↓	0911			↓
Watford Junction d	0900	0909	0916			↓
Bushey d	0903	0912	0919			↓
Harrow & Wealdstone d	↓	0917	0925			↓
Wembley Central d		↓				↓
Shepherd's Bush a		↓				↓
Clapham Junction a	↓	↓	↓	↓	↓	↓
London Euston a	0922	0931	0938	0920	0922	0925

[Menu](#)

[Notes & Symbols](#)

[Plan a Journey](#)

Birmingham New Street – Northampton – Milton Keynes Central – London Euston

	10	8	9	8	SN 1	10
Birmingham New St d						0736
Birmingham International d						0746
Coventry d						0805
Rugby d						0816
Long Buckby d						0826
Northampton a						0839
Northampton d						0848
Wolverton d						0900
Milton Keynes Central a						0904
Milton Keynes Central d			0900	0905		
Bletchley d			0905	0910		
Leighton Buzzard d			0912	0917		
Cheddington d			0917			
Tring d	0910	0921	0925			0945
Berkhamsted d	0915	0926	0930			0950
Hemel Hempstead d	0920	0930	0934			0954
Apsley d	0923	↓	0937			↓
Kings Langley d	0927	↓	0941	↓		↓
Watford Junction d	0932	0938	0946	0934	0952	1002
Bushey d	0936	▼	0949		▼	▼
Harrow & Wealdstone d	↓	0944	0954		0959	1008
Wembley Central d	↓	↓	↓		1003	↓
Shepherd's Bush a	↓	↓	↓		1021	↓
Clapham Junction a	↓	↓	↓	↓	1035	↓
London Euston a	0952	1000	1007	0950		1022

[Menu](#)

[Notes & Symbols](#)

[Plan a Journey](#)

Birmingham New Street – Northampton – Milton Keynes Central – London Euston

9 12 10 5 10 8

Birmingham New St d		0806				0836
Birmingham International d		0816				0846
Coventry d		0835				0905
Rugby d		0846	0927			0916
Long Buckby d		0856				0926
Northampton a		0907				0938
Northampton d		0918				0948
Wolverton d		0930				1000
Milton Keynes Central a		0934	0948			1004
Milton Keynes Central d	0930	0935	0949		1000	1005
Bletchley d	0935	0940			1005	1010
Leighton Buzzard d	0942	0947			1012	1017
Cheddington d	0947				1017	
Tring d	0955				1015	1025
Berkhamsted d	1000				1020	1030
Hemel Hempstead d	1004				1024	1034
Apsley d	1007				1037	
Kings Langley d	1011				1041	
Watford Junction d	1016				1032	1046
Bushey d	1019				1049	
Harrow & Wealdstone d	1024				1038	1054
Wembley Central d						
Shepherd's Bush a						
Clapham Junction a						
London Euston a	1037	1017	1024	1052	1107	1050

[Menu](#)

[Notes & Symbols](#)

[Plan a Journey](#)

Birmingham New Street – Northampton – Milton Keynes Central – London Euston

SN
1

10

10

8

10

9

Birmingham New St d					0906
Birmingham International d					0916
Coventry d					0935
Rugby d					0946 1027
Long Buckby d					0956
Northampton a					1007
Northampton d					1018
Wolverton d					1030
Milton Keynes Central a					1034 1048
Milton Keynes Central d					1030 1035 1049
Bletchley d					1035 1040
Leighton Buzzard d					1042 1047
Cheddington d					1047
Tring d					1045 1055
Berkhamsted d					1050 1100
Hemel Hempstead d					1054 1104
Apsley d					1107
Kings Langley d					1111
Watford Junction d					1052 1102 1116
Bushey d					1119
Harrow & Wealdstone d					1100 1108 1124
Wembley Central d					1104
Shepherd's Bush a					1121
Clapham Junction a					1135
London Euston a					1122 1137 1117 1124 1152

Menu

Notes & Symbols

Plan a Journey

Birmingham New Street – Northampton – Milton Keynes Central – London Euston

	SN					
	10	8	1	9	10	8
Birmingham New St d		0936				1006
Birmingham International d		0946				1016
Coventry d		1005				1035
Rugby d		1016				1046
Long Buckby d		1026				1056
Northampton a		1038				1107
Northampton d		1048				1118
Wolverton d		1100				1130
Milton Keynes Central a		1104				1134
Milton Keynes Central d	1100	1105			1130	1135
Bletchley d	1105	1110			1135	1140
Leighton Buzzard d	1112	1117			1142	1147
Cheddington d	1117				1147	
Tring d	1125			1145	1155	
Berkhamsted d	1130			1150	1200	
Hemel Hempstead d	1134			1154	1204	
Apsley d	1137				1207	
Kings Langley d	1141	↓		↓	1211	
Watford Junction d	1146	1133	1152	1202	1216	
Bushey d	1149		▼	▼	1219	
Harrow & Wealdstone d	1154		1158	1208	1224	
Wembley Central d			1203			
Shepherd's Bush a			1221			
Clapham Junction a	↓	↓	1235	↓	↓	↓
London Euston a	1207	1150		1222	1237	1217

[Menu](#)

[Notes & Symbols](#)

[Plan a Journey](#)

Birmingham New Street – Northampton – Milton Keynes Central – London Euston

	10	10	10	8	SN 1	10
Birmingham New St d						1036
Birmingham International d						1046
Coventry d						1105
Rugby d	1127					1116
Long Buckby d	↓					1126
Northampton a						1138
Northampton d						1148
Wolverton d	↓					1200
Milton Keynes Central a	1148					1204
Milton Keynes Central d	1149		1200	1205		
Bletchley d	↓		1205	1210		
Leighton Buzzard d	↓		1212	1217		
Cheddington d	↓		1217	↓		
Tring d	↓	1215	1225	↓		1245
Berkhamsted d	↓	1220	1230	↓		1250
Hemel Hempstead d	↓	1224	1234	↓		1254
Apsley d	↓	↓	1237	↓		↓
Kings Langley d	↓	↓	1241	↓		↓
Watford Junction d	↓	1232	1246	1233	1256	1302
Bushey d	↓	↓	1249	↓	↓	↓
Harrow & Wealdstone d	↓	1238	1254	↓	1302	1308
Wembley Central d	↓	↓	↓	↓	1308	↓
Shepherd's Bush a	↓	↓	↓	↓	1321	↓
Clapham Junction a	↓	↓	↓	↓	1335	↓
London Euston a	1224	1252	1307	1250		1322

[Menu](#)

[Notes & Symbols](#)

[Plan a Journey](#)

Birmingham New Street – Northampton – Milton Keynes Central – London Euston

5 8 10 10 10 8

Birmingham New St d		1106				1136
Birmingham International d		1116				1146
Coventry d		1135				1205
Rugby d		1146	1227			1216
Long Buckby d		1156				1226
Northampton a		1208				1238
Northampton d		1218				1248
Wolverton d		1230				1300
Milton Keynes Central a		1234	1248			1304
Milton Keynes Central d	1230	1235	1249		1300	1305
Bletchley d	1235	1240			1305	1310
Leighton Buzzard d	1242	1247			1312	1317
Cheddington d	1247				1317	
Tring d	1255				1315	1325
Berkhamsted d	1300				1320	1330
Hemel Hempstead d	1304				1324	1334
Apsley d	1307				1337	
Kings Langley d	1311					1341
Watford Junction d	1316				1332	1346
Bushey d	1319					1349
Harrow & Wealdstone d	1324				1338	1354
Wembley Central d						
Shepherd's Bush a						
Clapham Junction a						
London Euston a	1337	1317	1324	1352	1407	1350

[Menu](#)

[Notes & Symbols](#)

[Plan a Journey](#)

Birmingham New Street – Northampton – Milton Keynes Central – London Euston

SN
1

10

9

8

5

10

Birmingham New St d						1206
Birmingham International d						1216
Coventry d						1235
Rugby d						1246 1327
Long Buckby d						1256
Northampton a						1308
Northampton d						1318
Wolverton d						1330
Milton Keynes Central a						1334 1348
Milton Keynes Central d						1330 1335 1349
Bletchley d						1335 1340
Leighton Buzzard d						1342 1347
Cheddington d						1347
Tring d						1345 1355
Berkhamsted d						1350 1400
Hemel Hempstead d						1354 1404
Apsley d						1407
Kings Langley d						1411
Watford Junction d						1352 1402 1416
Bushey d						1419
Harrow & Wealdstone d						1359 1408 1424
Wembley Central d						1404
Shepherd's Bush a						1421
Clapham Junction a						1435
London Euston a						1422 1437 1417 1424 1452

Menu

Notes & Symbols

Plan a Journey

Birmingham New Street – Northampton – Milton Keynes Central – London Euston

	SN					
	1					
	9	8		5	10	8
Birmingham New St d		1236				1306
Birmingham International d		1246				1316
Coventry d		1305				1335
Rugby d		1316				1346
Long Buckby d		1326				1356
Northampton a		1338				1408
Northampton d		1348				1418
Wolverton d		1400				1430
Milton Keynes Central a		1404				1434
Milton Keynes Central d	1400	1405			1430	1435
Bletchley d	1405	1410			1435	1440
Leighton Buzzard d	1412	1417			1442	1447
Cheddington d	1417				1447	
Tring d	1425			1445	1455	
Berkhamsted d	1430			1450	1500	
Hemel Hempstead d	1434			1454	1504	
Apsley d	1437				1507	
Kings Langley d	1441				1511	
Watford Junction d	1446	1433	1452	1502	1516	
Bushey d	1449				1519	
Harrow & Wealdstone d	1454		1459	1508	1524	
Wembley Central d			1503			
Shepherd's Bush a			1520			
Clapham Junction a			1534			
London Euston a	1507	1450		1522	1537	1517

[Menu](#)

[Notes & Symbols](#)

[Plan a Journey](#)

Birmingham New Street – Northampton – Milton Keynes Central – London Euston

	10	10	10	8	SN 1	9
Birmingham New St d						
Birmingham International d						
Coventry d						
Rugby d	1427					
Long Buckby d	↓					
Northampton a						
Northampton d						
Wolverton d	↓					
Milton Keynes Central a	1448					
Milton Keynes Central d	1449		1500	1505		
Bletchley d	↓		1505	1510		
Leighton Buzzard d	↓		1512	1517		
Cheddington d	↓		1517	↓		
Tring d	↓	1515	1525	↓		1545
Berkhamsted d	↓	1520	1530	↓		1550
Hemel Hempstead d	↓	1524	1534	↓		1554
Apsley d	↓	↓	1537	↓		↓
Kings Langley d	↓	↓	1541	↓		↓
Watford Junction d	↓	1532	1546	1533	1552	1602
Bushey d	↓	▼	1549	↓	▼	▼
Harrow & Wealdstone d	↓	1538	1554	↓	1559	1608
Wembley Central d	↓	↓	↓	↓	1604	↓
Shepherd's Bush a	↓	↓	↓	↓	1620	↓
Clapham Junction a	↓	↓	↓	↓	1634	↓
London Euston a	1524	1552	1607	1550		1622

[Menu](#)

[Notes & Symbols](#)

[Plan a Journey](#)

Birmingham New Street – Northampton – Milton Keynes Central – London Euston

10

8

10

9

10

8

Birmingham New St d		1406				1436
Birmingham International d		1416				1446
Coventry d		1435				1505
Rugby d		1446	1527			1516
Long Buckby d		1456				1526
Northampton a		1509				1539
Northampton d		1518				1548
Wolverton d		1530				1600
Milton Keynes Central a		1534	1548			1604
Milton Keynes Central d	1530	1535	1549		1600	1605
Bletchley d	1535	1540			1605	1610
Leighton Buzzard d	1542	1547			1612	1617
Cheddington d	1547				1617	
Tring d	1555			1615	1625	
Berkhamsted d	1600			1620	1630	
Hemel Hempstead d	1604			1624	1634	
Apsley d	1607				1637	
Kings Langley d	1611				1641	
Watford Junction d	1616			1632	1646	1633
Bushey d	1619				1649	
Harrow & Wealdstone d	1624			1638	1654	
Wembley Central d						
Shepherd's Bush a						
Clapham Junction a						
London Euston a	1637	1617	1624	1651	1707	1650

[Menu](#)

[Notes & Symbols](#)

[Plan a Journey](#)

Birmingham New Street – Northampton – Milton Keynes Central – London Euston

SN
1

10

10

8

10

10

Birmingham New St d						1506
Birmingham International d						1516
Coventry d						1535
Rugby d						1546 1627
Long Buckby d						1556
Northampton a						1608
Northampton d						1618
Wolverton d						1630
Milton Keynes Central a						1634 1648
Milton Keynes Central d			1628	1635	1649	
Bletchley d			1632	1640		
Leighton Buzzard d			1639	1647		
Cheddington d			1644			
Tring d		1641	1650			1715
Berkhamsted d		1649	1655			1720
Hemel Hempstead d		1654	1700			1724
Apsley d			1703			
Kings Langley d			1706			
Watford Junction d	1652	1702	1711			1732
Bushey d	▼	▼	1714			▼
Harrow & Wealdstone d	1659	1708	1720			1738
Wembley Central d	1705					
Shepherd's Bush a	1720					
Clapham Junction a	1734					
London Euston a		1722	1733	1717	1724	1752

Menu

Notes & Symbols

Plan a Journey

Birmingham New Street – Northampton – Milton Keynes Central – London Euston

	5	8	12	SN 1	10	10
Birmingham New St d		1536				
Birmingham International d		1546				
Coventry d		1605				
Rugby d		1616				
Long Buckby d		1626				
Northampton a		1637				
Northampton d		1648				
Wolverton d		1700				
Milton Keynes Central a		1704				
Milton Keynes Central d	1658	1705				1728
Bletchley d	1703	1710				1733
Leighton Buzzard d	1710	1717				1740
Cheddington d	1714					1744
Tring d	1721		1730		1745	1751
Berkhamsted d	1726				1750	1756
Hemel Hempstead d	1730				1754	1800
Apsley d	1734					1804
Kings Langley d	1737	↓			↓	1807
Watford Junction d	1742	1733		1752	1802	1812
Bushey d	1745			▼	▼	1815
Harrow & Wealdstone d	1750			1800	1808	1820
Wembley Central d				1805		
Shepherd's Bush a				1820		
Clapham Junction a	↓	↓	↓	1834	↓	↓
London Euston a	1803	1750	1758		1822	1833

[Menu](#)

[Notes & Symbols](#)

[Plan a Journey](#)

Birmingham New Street – Northampton – Milton Keynes Central – London Euston

SN
1

8 10 10 9 8

Birmingham New St d	1606				1636
Birmingham International d	1616				1646
Coventry d	1635				1705
Rugby d	1646	1727			1716
Long Buckby d	1656	↓			1726
Northampton a	1708	↓			1739
Northampton d	1718	↓			1748
Wolverton d	1730	↓			1800
Milton Keynes Central a	1735	1748			1804
Milton Keynes Central d	1736	1749		1758	1805
Bletchley d	1741	↓		1803	1810
Leighton Buzzard d	1748	↓		1810	1817
Cheddington d	↓	↓		1814	↓
Tring d	↓	↓	1815	1821	↓
Berkhamsted d	↓	↓	1820	1826	↓
Hemel Hempstead d	↓	↓	1824	1830	↓
Apsley d	↓	↓	↓	1834	↓
Kings Langley d	↓	↓	↓	1837	↓
Watford Junction d	↓	↓	1832	1842	1834
Bushey d	↓	↓	▼	1845	▼
Harrow & Wealdstone d	↓	↓	1838	1850	1859
Wembley Central d	↓	↓	↓	↓	1906
Shepherd's Bush a	↓	↓	↓	↓	1920
Clapham Junction a	↓	↓	↓	↓	1934
London Euston a	1818	1824	1856	1903	1850

Menu

Notes & Symbols

Plan a Journey

Birmingham New Street – Northampton – Milton Keynes Central – London Euston

10 9 8 5 5 10

Birmingham New St d						1706			
Birmingham International d						1716			
Coventry d						1735			
Rugby d						1746	1827		
Long Buckby d						1756			
Northampton a						1808			
Northampton d						1818			
Wolverton d						1830			
Milton Keynes Central a						1834	1848		
Milton Keynes Central d						1828	1835	1849	1858
Bletchley d						1833	1840		1903
Leighton Buzzard d						1840	1847		1910
Cheddington d						1844			1914
Tring d	1845	1851						1915	1921
Berkhamsted d	1850	1856						1920	1926
Hemel Hempstead d	1854	1900						1924	1930
Apsley d		1904							1934
Kings Langley d		1907							1937
Watford Junction d	1902	1912						1932	1942
Bushey d		1915							1945
Harrow & Wealdstone d	1908	1920						1938	1950
Wembley Central d									
Shepherd's Bush a									
Clapham Junction a									
London Euston a	1922	1939	1917	1924	1952	2007			

[Menu](#)

[Notes & Symbols](#)

[Plan a Journey](#)

Birmingham New Street – Northampton – Milton Keynes Central – London Euston


















	8	SN 1	10	10	8	10
Birmingham New St d	1736				1806	
Birmingham International d	1746				1816	
Coventry d	1805				1835	
Rugby d	1816				1846	1927
Long Buckby d	1826				1856	↓
Northampton a	1837				1907	↓
Northampton d	1848				1917	↓
Wolverton d	1900				1930	↓
Milton Keynes Central a	1904				1934	1948
Milton Keynes Central d	1905			1928	1935	1949
Bletchley d	1909			1933	1940	↓
Leighton Buzzard d	1916			1940	1947	↓
Cheddington d	↓			1944		↓
Tring d			1945	1951		
Berkhamsted d			1950	1956		
Hemel Hempstead d			1954	2000		
Apsley d			↓	2004		
Kings Langley d	↓		↓	2007		
Watford Junction d	1933	1952	2002	2012		
Bushey d	↓	▼	▼	2015		
Harrow & Wealdstone d		1959	2008	2020		
Wembley Central d		2004	↓	↓		
Shepherd's Bush a		2020	↓	↓		
Clapham Junction a	↓	2033	↓	↓	↓	↓
London Euston a	1950		2022	2040	2017	2024

[Menu](#)

[Notes & Symbols](#)

[Plan a Journey](#)

Birmingham New Street – Northampton – Milton Keynes Central – London Euston

	9	8	8	SN 1	9	5
  Birmingham New St d						1836
 Birmingham International d						1846
 Coventry d						1905
 Rugby d						1916
Long Buckby d						1926
 Northampton a						1938
 Northampton d						1948
 Wolverton d						2000
 Milton Keynes Central a						2004
 Milton Keynes Central d		2000	2005			2030
 Bletchley d		2005	2010			2035
 Leighton Buzzard d		2012	2017			2042
Cheddington d		2017				2047
 Tring d	2015	2023			2045	2053
 Berkhamsted d	2020	2028			2050	2058
 Hemel Hempstead d	2024	2033			2054	2103
 Apsley d	↓	2036			↓	2106
Kings Langley d	↓	2040	↓		↓	2110
 Watford Junction d	2032	2045	2033	2052	2102	2115
Bushey d	▼	2048		▼	▼	2118
Harrow & Wealdstone d	2038	2053		2059	2108	2123
Wembley Central d	↓			2104	↓	↓
Shepherd's Bush a	↓	↓	↓	2119	↓	↓
Clapham Junction a	↓	↓	↓	2135	↓	↓
London Euston a	2052	2108	2050		2122	2138

[Menu](#)
[Notes & Symbols](#)
[Plan a Journey](#)

Birmingham New Street – Northampton – Milton Keynes Central – London Euston

	8	10	10	8	SN 1	5
Birmingham New St d	1906			1936		
Birmingham International d	1916			1946		
Coventry d	1935			2005		
Rugby d	1946	2030		2016		
Long Buckby d	1956	↓		2026		
Northampton a	2008	↓		2038		
Northampton d	2018	↓		2048		
Wolverton d	2030	↓		2100		
Milton Keynes Central a	2034	2051		2104		
Milton Keynes Central d	2035	2052	2100	2105		2127
Bletchley d	2039	↓	2105	2110		2132
Leighton Buzzard d	2046	↓	2112	2117		2139
Cheddington d	↓	↓	2117	↓		2144
Tring d	↓	↓	2123	↓		2150
Berkhamsted d	↓	↓	2128	↓		2155
Hemel Hempstead d	↓	↓	2133	↓		2200
Apsley d	↓	↓	2136	↓		2203
Kings Langley d	↓	↓	2140	↓		2206
Watford Junction d	↓	↓	2145	2133	2151	2211
Bushey d	↓	↓	2148	↓	▼	2214
Harrow & Wealdstone d	↓	↓	2153	↓	2158	2220
Wembley Central d	↓	↓	↓	↓	▼	↓
Shepherd's Bush a	↓	↓	↓	↓	2218	↓
Clapham Junction a	↓	↓	↓	↓	2231	↓
London Euston a	2117	2127	2207	2150		2237

[Menu](#)

[Notes & Symbols](#)

[Plan a Journey](#)

Birmingham New Street – Northampton – Milton Keynes Central – London Euston


















	8	10	5	SN 1	10	4	4
Birmingham New St d	2006		2036				2115
Birmingham International d	2016		2046				2126
Coventry d	2035		2105				2145
Rugby d	2046	2127	2116				2156
Long Buckby d	2056	↓	2126				2206
Northampton a	2107	↓	2140				2218
Northampton d	2116	↓	2141			2214	
Wolverton d	2128	↓	2153			2226	
Milton Keynes Central a	2132	2148	2157			2230	
Milton Keynes Central d		2149	2158		2202	2231	
Bletchley d		↓	2203		2207	2237	
Leighton Buzzard d		↓	2210		2214	2244	
Cheddington d		↓			2219	▼	
Tring d		↓			2226	2254	
Berkhamsted d		↓			2231	2259	
Hemel Hempstead d		↓			2235	2304	
Apsley d		↓			2239	↓	
Kings Langley d		↓			2242	↓	
Watford Junction d		↓	2231	2236	2248	2312	
Bushey d		↓		▼	2251	▼	
Harrow & Wealdstone d		↓		2242	2256	2319	
Wembley Central d		↓		▼	↓	↓	
Shepherd's Bush a		↓		2259	↓	↓	
Clapham Junction a		↓		2312	↓	↓	
London Euston a		2224	2254		2313	2337	

[Menu](#)

[Notes & Symbols](#)

[Plan a Journey](#)

Birmingham New Street – Northampton – Milton Keynes Central – London Euston

	SN 1	8	10	12	5	AWC 1
						FX
  Birmingham New St d	2136			2206	2250	2311
 Birmingham International d	2146			2216	2309	2322
 Coventry d	2205			2235	2327	2334
 Rugby d	2216	2227		2246	2338	2345
Long Buckby d	2226	2239		2256	2348	▼
 Northampton a	2237	2251		2309	0002	0008s
 Northampton d	2248			2328		↓
 Wolverton d	2303			2341		↓
 Milton Keynes Central a	2307			2345		0026
 Milton Keynes Central d	2308			2346		0027
 Bletchley d	2313			2351		↓
 Leighton Buzzard d	2320			2358		↓
Cheddington d				▼		↓
 Tring d		↓		0008		↓
 Berkhamsted d	2332			0013		↓
 Hemel Hempstead d	2337			0017		↓
 Apsley d	2340			↓		↓
Kings Langley d	2343			↓		↓
 Watford Junction d	2342	2348		0025		0054s
Bushey d	▼	▼		▼		↓
Harrow & Wealdstone d	2348	2354		0031		↓
Wembley Central d	▼	↓		↓		↓
Shepherd's Bush a	0006	↓		↓		↓
Clapham Junction a	0019	↓		↓		↓
London Euston a		0011		0049		0117

[Menu](#)
[Notes & Symbols](#)
[Plan a Journey](#)

Birmingham New Street – Northampton – Milton Keynes Central – London Euston

AWC
1

FO

Birmingham New St d	2311
Birmingham International d	2322
Coventry d	2334
Rugby d	2345
Long Buckby d	▼
Northampton a	0008s
Northampton d	↓
Wolverton d	↓
Milton Keynes Central a	0026
Milton Keynes Central d	0027
Bletchley d	↓
Leighton Buzzard d	↓
Cheddington d	↓
Tring d	↓
Berkhamsted d	↓
Hemel Hempstead d	↓
Apsley d	↓
Kings Langley d	↓
Watford Junction d	0054s
Bushey d	↓
Harrow & Wealdstone d	↓
Wembley Central d	↓
Shepherd's Bush a	↓
Clapham Junction a	↓
London Euston a	0120

Menu

Notes & Symbols

Plan a Journey

Birmingham New Street – Northampton – Milton Keynes Central – London Euston

	8	10	5	SN 1	5	5
Birmingham New St d						
Birmingham International d						
Coventry d						
Rugby d						
Long Buckby d						
Northampton a						
Northampton d		0405	0448		0535	
Wolverton d		0417	0500		0547	
Milton Keynes Central a		0421	0504		0551	
Milton Keynes Central d	0330	0422	0504		0551	
Bletchley d	0334	0429	0509		0556	0600
Leighton Buzzard d	0341	0436	0516		0603	0607
Cheddington d	▼	0442	0523		▼	0613
Tring d	0351	0448	0528		0612	0620
Berkhamsted d	0356	0453	0533		0617	0625
Hemel Hempstead d	0401	0457	0538		0621	0630
Apsley d	0404	0500	0541		↓	0634
Kings Langley d	0407	0503	0545		↓	0637
Watford Junction d	0412	0508	0552	0557	0629	0643
Bushey d	0415	0511	0555	▼	▼	0646
Harrow & Wealdstone d	0420	0517	0600	0604	0635	0652
Wembley Central d	↓	↓	↓	0609	↓	↓
Shepherd's Bush a	↓	↓	↓	0622	↓	↓
Clapham Junction a	↓	↓	↓	0635	↓	↓
London Euston a	0433	0533	0614		0650	0707

[Menu](#)

[Notes & Symbols](#)

[Plan a Journey](#)

Birmingham New Street – Northampton – Milton Keynes Central – London Euston

SN
1

5

9

4

5

9

Birmingham New St d					
Birmingham International d					
Coventry d				0536	
Rugby d				0546	
Long Buckby d				0556	
Northampton a				0608	
Northampton d				0618	
Wolverton d				▼	
Milton Keynes Central a				0635	
Milton Keynes Central d			0630	0636	
Bletchley d	0624	0635			0659
Leighton Buzzard d	0631	0642			0706
Cheddington d	▼	0647			0717
Tring d	0640	0653			0715 0725
Berkhamsted d	0646	0658			0720 0730
Hemel Hempstead d	0650	0703			0724 0734
Apsley d	▼	0706			0737
Kings Langley d	0655	0710		↓	0741
Watford Junction d	0655	0701	0715	0658	0732 0746
Bushey d	▼	▼	0718		▼ 0749
Harrow & Wealdstone d	0701	0707	0723		0738 0754
Wembley Central d	0706				
Shepherd's Bush a	0719				
Clapham Junction a	0732				
London Euston a	0722	0737	0713	0752	0807

Menu

Notes & Symbols

Plan a Journey

Birmingham New Street – Northampton – Milton Keynes Central – London Euston

SN
1

8

5

10

5

8

Birmingham New St d	0535				0613
Birmingham International d	0546				0624
Coventry d	0605				0643
Rugby d	0616	0641			0654
Long Buckby d	0627				0704
Northampton a	0638				0716
Northampton d	0641		0705		0718
Wolverton d	0653		0718		0730
Milton Keynes Central a	0657	0702	0722		0734
Milton Keynes Central d	0658	0703	0723	0730	0735
Bletchley d	0703		0728	0735	0740
Leighton Buzzard d	0710		0735	0742	0747
Cheddington d			▼	0747	
Tring d			0745	0755	
Berkhamsted d			0750	0800	
Hemel Hempstead d			0754	0804	
Apsley d				0807	
Kings Langley d			▼	0811	
Watford Junction d	0752		0802	0816	
Bushey d	▼		▼	0819	
Harrow & Wealdstone d	0759		0808	0824	
Wembley Central d	0804				
Shepherd's Bush a	0819				
Clapham Junction a	0834				
London Euston a	0741	0738	0822	0837	0817

Menu

Notes & Symbols

Plan a Journey

Birmingham New Street – Northampton – Milton Keynes Central – London Euston

	5	5	10	8	SN 1	9
Birmingham New St d						0636
Birmingham International d						0646
Coventry d						0705
Rugby d	0727					0716
Long Buckby d	↓					0727
Northampton a						0739
Northampton d						0748
Wolverton d	↓					0800
Milton Keynes Central a	0749					0804
Milton Keynes Central d	0749		0800	0805		
Bletchley d			0805	0810		
Leighton Buzzard d			0812	0817		
Cheddington d			0817	↓		
Tring d		0815	0825			0845
Berkhamsted d		0820	0830			0850
Hemel Hempstead d		0824	0834			0854
Apsley d		↓	0837	↓		↓
Kings Langley d		↓	0841	↓		↓
Watford Junction d		0832	0846	0833	0852	0902
Bushey d		▼	0849	↓	▼	▼
Harrow & Wealdstone d		0838	0854		0859	0908
Wembley Central d		↓	↓		0904	↓
Shepherd's Bush a		↓	↓		0919	↓
Clapham Junction a	↓	↓	↓	↓	0932	↓
London Euston a	0827	0852	0907	0850		0922

[Menu](#)

[Notes & Symbols](#)

[Plan a Journey](#)

Birmingham New Street – Northampton – Milton Keynes Central – London Euston

10 4 10 9 5 8

Birmingham New St d		0706				0736
Birmingham International d		0716				0746
Coventry d		0735				0805
Rugby d		0746	0827			0816
Long Buckby d		0757				0827
Northampton a		0809				0839
Northampton d		0818				0848
Wolverton d		0830				0900
Milton Keynes Central a		0834	0848			0904
Milton Keynes Central d	0830	0835	0849		0900	0905
Bletchley d	0835	0840			0905	0910
Leighton Buzzard d	0842	0847			0912	0917
Cheddington d	0847				0917	
Tring d	0855			0915	0925	
Berkhamsted d	0900			0920	0930	
Hemel Hempstead d	0904			0924	0934	
Apsley d	0907				0937	
Kings Langley d	0911				0941	
Watford Junction d	0916			0932	0946	0933
Bushey d	0919				0949	
Harrow & Wealdstone d	0924			0938	0954	
Wembley Central d						
Shepherd's Bush a						
Clapham Junction a						
London Euston a	0937	0917	0924	0952	1007	0949

[Menu](#)

[Notes & Symbols](#)

[Plan a Journey](#)

Birmingham New Street – Northampton – Milton Keynes Central – London Euston

SN
1

5

10

8

10

10

Birmingham New St d				0806		
Birmingham International d				0816		
Coventry d				0835		
Rugby d				0846	0927	
Long Buckby d				0857		
Northampton a				0909		
Northampton d				0918		
Wolverton d				0930		
Milton Keynes Central a				0934	0948	
Milton Keynes Central d			0930	0935	0949	
Bletchley d			0935	0940		
Leighton Buzzard d			0942	0947		
Cheddington d			0947			
Tring d		0945	0955			1015
Berkhamsted d		0950	1000			1020
Hemel Hempstead d		0954	1004			1024
Apsley d			1007			
Kings Langley d						
Watford Junction d	0952	1002	1016			1032
Bushey d			1019			
Harrow & Wealdstone d	0959	1008	1024			1038
Wembley Central d	1004					
Shepherd's Bush a	1019					
Clapham Junction a	1032					
London Euston a		1022	1037	1017	1024	1052

[Menu](#)

[Notes & Symbols](#)

[Plan a Journey](#)

Birmingham New Street – Northampton – Milton Keynes Central – London Euston

	SN 1					
	10	12		10	5	10
Birmingham New St d		0836				0906
Birmingham International d		0846				0916
Coventry d		0905				0935
Rugby d		0916				0946
Long Buckby d		0927				0957
Northampton a		0939				1009
Northampton d		0948				1018
Wolverton d		1000				1030
Milton Keynes Central a		1004				1034
Milton Keynes Central d	1000	1005			1030	1035
Bletchley d	1005	1010			1035	1040
Leighton Buzzard d	1012	1017			1042	1047
Cheddington d	1017				1047	
Tring d	1025			1045	1055	
Berkhamsted d	1030			1050	1100	
Hemel Hempstead d	1034			1054	1104	
Apsley d	1037				1107	
Kings Langley d	1041				1111	
Watford Junction d	1046	1033	1052	1102	1116	
Bushey d	1049				1119	
Harrow & Wealdstone d	1054		1059	1108	1124	
Wembley Central d			1104			
Shepherd's Bush a			1119			
Clapham Junction a			1132			
London Euston a	1107	1050		1122	1137	1117

[Menu](#)

[Notes & Symbols](#)

[Plan a Journey](#)

Birmingham New Street – Northampton – Milton Keynes Central – London Euston

	10	5	9	10	SN 1	10
Birmingham New St d						0936
Birmingham International d						0946
Coventry d						1005
Rugby d	1027					1016
Long Buckby d	↓					1027
Northampton a						1039
Northampton d						1048
Wolverton d	↓					1100
Milton Keynes Central a	1048					1104
Milton Keynes Central d	1049		1100	1105		
Bletchley d	↓		1105	1110		
Leighton Buzzard d	↓		1112	1117		
Cheddington d	↓		1117	↓		
Tring d	↓	1115	1125	↓		1145
Berkhamsted d	↓	1120	1130	↓		1150
Hemel Hempstead d	↓	1124	1134	↓		1154
Apsley d	↓	↓	1137	↓		↓
Kings Langley d	↓	↓	1141	↓		↓
Watford Junction d	↓	1132	1146	1133	1152	1202
Bushey d	↓	↓	1149	↓	↓	↓
Harrow & Wealdstone d	↓	1138	1154	↓	1159	1208
Wembley Central d	↓	↓	↓	↓	1204	↓
Shepherd's Bush a	↓	↓	↓	↓	1219	↓
Clapham Junction a	↓	↓	↓	↓	1233	↓
London Euston a	1124	1152	1207	1149		1222

[Menu](#)

[Notes & Symbols](#)

[Plan a Journey](#)

Birmingham New Street – Northampton – Milton Keynes Central – London Euston

	9	12	10	10	5	12
Birmingham New St d						
Birmingham International d						
Coventry d						
Rugby d						
Long Buckby d						
Northampton a						
Northampton d						
Wolverton d						
Milton Keynes Central a						
Milton Keynes Central d						
Bletchley d						
Leighton Buzzard d						
Cheddington d						
Tring d						
Berkhamsted d						
Hemel Hempstead d						
Apsley d						
Kings Langley d						
Watford Junction d						
Bushey d						
Harrow & Wealdstone d						
Wembley Central d						
Shepherd's Bush a						
Clapham Junction a						
London Euston a						

[Menu](#)

[Notes & Symbols](#)

[Plan a Journey](#)

Birmingham New Street – Northampton – Milton Keynes Central – London Euston

SN
1

5

10

10

10

9

Birmingham New St d						1106
Birmingham International d						1116
Coventry d						1135
Rugby d						1146 1227
Long Buckby d						1157
Northampton a						1209
Northampton d						1218
Wolverton d						1230
Milton Keynes Central a						1234 1248
Milton Keynes Central d						1230 1235 1249
Bletchley d						1235 1240
Leighton Buzzard d						1242 1247
Cheddington d						1247
Tring d						1245 1255 1315
Berkhamsted d						1250 1300 1320
Hemel Hempstead d						1254 1304 1324
Apsley d						1307
Kings Langley d						1311
Watford Junction d						1252 1302 1316 1332
Bushey d						1319
Harrow & Wealdstone d						1259 1308 1324 1338
Wembley Central d						1304
Shepherd's Bush a						1319
Clapham Junction a						1334
London Euston a						1322 1337 1317 1324 1352

Menu

Notes & Symbols

Plan a Journey

Birmingham New Street – Northampton – Milton Keynes Central – London Euston

	SN					
	10	12	1	9	5	12
Birmingham New St d		1136				1206
Birmingham International d		1146				1216
Coventry d		1205				1235
Rugby d		1216				1246
Long Buckby d		1227				1257
Northampton a		1239				1309
Northampton d		1248				1318
Wolverton d		1300				1330
Milton Keynes Central a		1304				1334
Milton Keynes Central d	1300	1305			1330	1335
Bletchley d	1305	1310			1335	1340
Leighton Buzzard d	1312	1317			1342	1347
Cheddington d	1317				1347	
Tring d	1325			1345	1355	
Berkhamsted d	1330			1350	1400	
Hemel Hempstead d	1334			1354	1404	
Apsley d	1337				1407	
Kings Langley d	1341	↓		↓	1411	
Watford Junction d	1346	1333	1352	1402	1416	
Bushey d	1349		▼	▼	1419	
Harrow & Wealdstone d	1354		1359	1408	1424	
Wembley Central d			1404			
Shepherd's Bush a			1419			
Clapham Junction a	↓	↓	1433	↓	↓	↓
London Euston a	1407	1350		1422	1437	1417

[Menu](#)

[Notes & Symbols](#)

[Plan a Journey](#)

Birmingham New Street – Northampton – Milton Keynes Central – London Euston

	10	5	10	8	SN 1	10
Birmingham New St d						1236
Birmingham International d						1246
Coventry d						1305
Rugby d	1327					1316
Long Buckby d	↓					1327
Northampton a						1338
Northampton d						1348
Wolverton d	↓					1400
Milton Keynes Central a	1348					1404
Milton Keynes Central d	1349		1400	1405		
Bletchley d	↓		1405	1410		
Leighton Buzzard d	↓		1412	1417		
Cheddington d	↓		1417	↓		
Tring d	↓	1415	1425	↓		1445
Berkhamsted d	↓	1420	1430	↓		1450
Hemel Hempstead d	↓	1424	1434	↓		1454
Apsley d	↓	↓	1437	↓		↓
Kings Langley d	↓	↓	1441	↓		↓
Watford Junction d	↓	1432	1446	1433	1452	1502
Bushey d	↓	↓	1449	↓	↓	↓
Harrow & Wealdstone d	↓	1438	1454	↓	1459	1508
Wembley Central d	↓	↓	↓	↓	1504	↓
Shepherd's Bush a	↓	↓	↓	↓	1519	↓
Clapham Junction a	↓	↓	↓	↓	1532	↓
London Euston a	1424	1452	1507	1450		1522

[Menu](#)

[Notes & Symbols](#)

[Plan a Journey](#)

Birmingham New Street – Northampton – Milton Keynes Central – London Euston

	10	12	10	10	5	12
Birmingham New St d						
Birmingham International d						
Coventry d						
Rugby d						
Long Buckby d						
Northampton a						
Northampton d						
Wolverton d						
Milton Keynes Central a						
Milton Keynes Central d						
Bletchley d						
Leighton Buzzard d						
Cheddington d						
Tring d						
Berkhamsted d						
Hemel Hempstead d						
Apsley d						
Kings Langley d						
Watford Junction d						
Bushey d						
Harrow & Wealdstone d						
Wembley Central d						
Shepherd's Bush a						
Clapham Junction a						
London Euston a						

[Menu](#)

[Notes & Symbols](#)

[Plan a Journey](#)

Birmingham New Street – Northampton – Milton Keynes Central – London Euston

SN
1

5

9

12

10

10

Birmingham New St d						1406
Birmingham International d						1416
Coventry d						1435
Rugby d						1446 1527
Long Buckby d						1457
Northampton a						1508
Northampton d						1518
Wolverton d						1530
Milton Keynes Central a						1534 1548
Milton Keynes Central d						1530 1535 1549
Bletchley d						1535 1540
Leighton Buzzard d						1542 1547
Cheddington d						1547
Tring d						1545 1555
Berkhamsted d						1550 1600
Hemel Hempstead d						1554 1604
Apsley d						1607
Kings Langley d						1611
Watford Junction d						1552 1602 1616
Bushey d						1619
Harrow & Wealdstone d						1559 1608 1624
Wembley Central d						1604
Shepherd's Bush a						1619
Clapham Junction a						1632
London Euston a						1622 1637 1617 1624 1652

Menu

Notes & Symbols

Plan a Journey

Birmingham New Street – Northampton – Milton Keynes Central – London Euston

	SN					
	9	10	1	10	5	10
Birmingham New St d		1436				1506
Birmingham International d		1446				1516
Coventry d		1505				1535
Rugby d		1516				1546
Long Buckby d		1527				1557
Northampton a		1538				1608
Northampton d		1548				1618
Wolverton d		1600				1630
Milton Keynes Central a		1604				1634
Milton Keynes Central d	1600	1605			1630	1635
Bletchley d	1605	1610			1635	1640
Leighton Buzzard d	1612	1617			1642	1647
Cheddington d	1617				1647	
Tring d	1625			1645	1655	
Berkhamsted d	1630			1650	1700	
Hemel Hempstead d	1634			1654	1704	
Apsley d	1637				1707	
Kings Langley d	1641				1711	
Watford Junction d	1646	1633	1652	1702	1716	
Bushey d	1649				1719	
Harrow & Wealdstone d	1654		1659	1708	1724	
Wembley Central d			1704			
Shepherd's Bush a			1719			
Clapham Junction a			1732			
London Euston a	1707	1650		1722	1737	1716

[Menu](#)

[Notes & Symbols](#)

[Plan a Journey](#)

Birmingham New Street – Northampton – Milton Keynes Central – London Euston

	10	5	10	12	SN 1	9
Birmingham New St d						
Birmingham International d						
Coventry d						
Rugby d	1627					
Long Buckby d	↓					
Northampton a						
Northampton d						
Wolverton d	↓					
Milton Keynes Central a	1648					
Milton Keynes Central d	1649		1700	1705		
Bletchley d	↓		1705	1710		
Leighton Buzzard d	↓		1712	1717		
Cheddington d	↓		1717	↓		
Tring d	↓	1715	1725	↓		1745
Berkhamsted d	↓	1720	1730	↓		1750
Hemel Hempstead d	↓	1724	1734	↓		1754
Apsley d	↓	↓	1737	↓		↓
Kings Langley d	↓	↓	1741	↓		↓
Watford Junction d	↓	1732	1746	1733	1752	1802
Bushey d	↓	▼	1749	↓	▼	▼
Harrow & Wealdstone d	↓	1738	1754	↓	1759	1808
Wembley Central d	↓	↓	↓	↓	1804	↓
Shepherd's Bush a	↓	↓	↓	↓	1819	↓
Clapham Junction a	↓	↓	↓	↓	1832	↓
London Euston a	1724	1752	1807	1749		1822

[Menu](#)

[Notes & Symbols](#)

[Plan a Journey](#)

Birmingham New Street – Northampton – Milton Keynes Central – London Euston

	10	12	10	9	5	10
Birmingham New St d						
Birmingham International d						
Coventry d						
Rugby d						
Long Buckby d						
Northampton a						
Northampton d						
Wolverton d						
Milton Keynes Central a						
Milton Keynes Central d						
Bletchley d						
Leighton Buzzard d						
Cheddington d						
Tring d						
Berkhamsted d						
Hemel Hempstead d						
Apsley d						
Kings Langley d						
Watford Junction d						
Bushey d						
Harrow & Wealdstone d						
Wembley Central d						
Shepherd's Bush a						
Clapham Junction a						
London Euston a						

[Menu](#)

[Notes & Symbols](#)

[Plan a Journey](#)

Birmingham New Street – Northampton – Milton Keynes Central – London Euston

SN
1

5

10

12

10

10

Birmingham New St d						1706
Birmingham International d						1716
Coventry d						1735
Rugby d						1746 1827
Long Buckby d						1757
Northampton a						1808
Northampton d						1818
Wolverton d						1830
Milton Keynes Central a						1834 1848
Milton Keynes Central d						1830 1835 1849
Bletchley d						1835 1840
Leighton Buzzard d						1842 1847
Cheddington d						1847
Tring d						1845 1855
Berkhamsted d						1850 1900
Hemel Hempstead d						1854 1904
Apsley d						1907
Kings Langley d						1911
Watford Junction d	1852	1902	1916			1929
Bushey d	▼	▼	1919			▼
Harrow & Wealdstone d	1859	1908	1924			1935
Wembley Central d	1903					
Shepherd's Bush a	1919					
Clapham Junction a	1933					
London Euston a		1922	1937	1917	1924	1952

Menu

Notes & Symbols

Plan a Journey

Birmingham New Street – Northampton – Milton Keynes Central – London Euston

	10	12	SN 1	10	8	5
Birmingham New St d		1736			1806	
Birmingham International d		1746			1816	
Coventry d		1805			1835	
Rugby d		1816			1846	1927
Long Buckby d		1827			1857	↓
Northampton a		1838			1910	↓
Northampton d		1848			1918	↓
Wolverton d		1900			1930	↓
Milton Keynes Central a		1904			1935	1948
Milton Keynes Central d	1900	1905			1935	1948
Bletchley d	1905	1910			1940	↓
Leighton Buzzard d	1912	1917			1947	↓
Cheddington d	1917	↓			↓	↓
Tring d	1925	↓		1942	↓	↓
Berkhamsted d	1930	↓		1947	↓	2007
Hemel Hempstead d	1934	↓		1951	↓	2012
Apsley d	1937	↓		↓	↓	↓
Kings Langley d	1941	↓		↓	↓	↓
Watford Junction d	1946	1933	1952	1959	2012	2019
Bushey d	1949	↓	▼	▼	↓	↓
Harrow & Wealdstone d	1954	↓	1959	2005	↓	↓
Wembley Central d	↓	↓	2004	↓	↓	↓
Shepherd's Bush a	↓	↓	2019	↓	↓	↓
Clapham Junction a	↓	↓	2033	↓	↓	↓
London Euston a	2007	1950		2022	2032	2039

[Menu](#)

[Notes & Symbols](#)

[Plan a Journey](#)

Birmingham New Street – Northampton – Milton Keynes Central – London Euston

		SN 1				SN 1
	12		5	12	12	
Birmingham New St d	1836			1906	1936	
Birmingham International d	1846			1916	1946	
Coventry d	1905			1935	2005	
Rugby d	1916			1946	2016	
Long Buckby d	1927			1957	2027	
Northampton a	1938			2008	2039	
Northampton d	1946			2018	2048	
Wolverton d	1958			2030	2101	
Milton Keynes Central a	2002			2035	2105	
Milton Keynes Central d	2003		2025	2035	2105	
Bletchley d	2008		▼	2040	2110	
Leighton Buzzard d	2015		2034	2047	↓	
Cheddington d	↓		2038	▼	↓	
Tring d	↓		↓	2056	2126	
Berkhamsted d	↓		↓	2101	2131	
Hemel Hempstead d	↓		2049	↓	2135	
Apsley d	↓		2052	↓	↓	
Kings Langley d	↓		2056	↓	↓	
Watford Junction d	2035	2052	2101	2111	2143	2147
Bushey d	↓	▼	▼	↓	▼	▼
Harrow & Wealdstone d	↓	2058	2107	↓	2149	2153
Wembley Central d	↓	2103	↓	↓	↓	2158
Shepherd's Bush a	↓	2118	↓	↓	↓	2215
Clapham Junction a	↓	2131	↓	↓	↓	2232
London Euston a	2054		2122	2130	2203	

[Menu](#)

[Notes & Symbols](#)

[Plan a Journey](#)

Birmingham New Street – Northampton – Milton Keynes Central – London Euston

	10	10	10	10	SN 1	12
Birmingham New St d	2006			2036		2106
Birmingham International d	2016			2046		2116
Coventry d	2035			2105		2135
Rugby d	2027	2046	2127	2116		2146
Long Buckby d	▼	2057	↓	2127		2156
Northampton a	2047	2108	↓	2138		2207
Northampton d	2118			2148		2208
Wolverton d	2130		↓	2203		2221
Milton Keynes Central a	2135	2150		2208		2225
Milton Keynes Central d	2135	2151		2208		2225
Bletchley d	2140	2156		▼		2230
Leighton Buzzard d	2147		↓	2217		2237
Cheddington d	▼			2222		2242
Tring d	2157			▼		2249
Berkhamsted d	2202			2232		2254
Hemel Hempstead d	2206			2236		2259
Apsley d	2209			↓		2302
Kings Langley d	2213		↓	↓		2305
Watford Junction d	2218	2224		2244	2253	2310
Bushey d	▼		↓	↓	▼	▼
Harrow & Wealdstone d	2224				2259	2317
Wembley Central d		↓			2304	↓
Shepherd's Bush a		↓			2319	↓
Clapham Junction a		↓	↓	↓	2332	↓
London Euston a	2241	2244		2304		2333

[Menu](#)

[Notes & Symbols](#)

[Plan a Journey](#)

Birmingham New Street – Northampton – Milton Keynes Central – London Euston

	SN			
	1	5	12	10
				8
Birmingham New St d		2136	2206	2251
Birmingham International d		2146	2216	2303
Coventry d		2205	2235	2321
Rugby d		2216	2246	2332
Long Buckby d		2227	2257	2342
Northampton a		2240	2308	2355
Northampton d	2231	2250	2324	
Wolverton d	2243	2302	2337	
Milton Keynes Central a	2247	2306	2341	
Milton Keynes Central d	2248	2307	2341	
Bletchley d	2253	2312	2346	
Leighton Buzzard d	2300	2319	2353	
Cheddington d	▼	2327		
Tring d	2310	2333		
Berkhamsted d	2315	2338		
Hemel Hempstead d	2320	2342		
Apsley d	↓	2345		
Kings Langley d	↓	2349		
Watford Junction d	2326	2330	2354	0016 0040
Bushey d	▼	▼	▼	▼
Harrow & Wealdstone d	2332	2336	2359	0100
Wembley Central d	2337	↓	↓	↓
Shepherd's Bush a	2350	↓	↓	↓
Clapham Junction a	0003	↓	↓	↓
London Euston a		2357	0015	0034 0135

[Menu](#)

[Notes & Symbols](#)

[Plan a Journey](#)

Birmingham New Street – Northampton – Milton Keynes Central – London Euston

SN

5



8

5

12

Birmingham New St d					
Birmingham International d					
Coventry d					
Rugby d					
Long Buckby d					
Northampton a					
Northampton d		0615			0750
Wolverton d		0647			0802
Milton Keynes Central a		0700			0806
Milton Keynes Central d	0639		0710	0738	0806
Bletchley d	0644		0715	0743	0811
Leighton Buzzard d	0651		0722	0750	0818
Cheddington d	▼		0726	↓	0823
Tring d	0701		0734	↓	0830
Berkhamsted d	0706		0739	0802	0835
Hemel Hempstead d	0710		0743	0807	0840
Apsley d	0713		↓	0810	↓
Kings Langley d	0717		↓	0814	↓
Watford Junction d	0722		0751	0819	0847 0917
Bushey d	▼		▼	0822	▼
Harrow & Wealdstone d	0728		0757	0827	0854 0923
Wembley Central d	↓		↓	↓	0928
Shepherd's Bush a	↓		↓	↓	0945
Clapham Junction a	↓		↓	↓	0958
London Euston a	0744		0816	0843	0910

[Menu](#)
[Notes & Symbols](#)
[Plan a Journey](#)

Birmingham New Street – Northampton – Milton Keynes Central – London Euston

SN


















12

10

12


















8

10

  Birmingham New St d				0833
 Birmingham International d				0849
 Coventry d				0908
 Rugby d				0919
Long Buckby d				0929
 Northampton a				0942
 Northampton d	0824	0850	0926	1010
 Wolverton d	0836	0902	0938	1022
 Milton Keynes Central a	0840	0906	0942	1026
 Milton Keynes Central d	0841	0906	0943	1026
 Bletchley d	0846	0911	0947	1031
 Leighton Buzzard d	0853	0918	0954	1038
Cheddington d	▼	0923	↓	1042
 Tring d	0903	0930	↓	1050
 Berkhamsted d	0908	0935	1007	1055
 Hemel Hempstead d	0912	0940	1011	1059
 Apsley d	0916	↓	1014	↓
Kings Langley d	0919	↓	1018	↓
 Watford Junction d	0924	0948	1015	1023
Bushey d	0927	▼	▼	1026
Harrow & Wealdstone d	0933	0954	1021	1113
Wembley Central d	↓	↓	1026	↓
Shepherd's Bush a	↓	↓	1043	↓
Clapham Junction a	↓	↓	1056	↓
London Euston a	0950	1010	1044	1129

[Menu](#)
[Notes & Symbols](#)
[Plan a Journey](#)

Birmingham New Street – Northampton – Milton Keynes Central – London Euston

	SN					SN
		5	10	10	8	
  Birmingham New St d		0907	0934		1006	
 Birmingham International d		0925	0951		1023	
 Coventry d		0944	1010		1037	
 Rugby d		0955	1020		1047	
Long Buckby d		1005	1030		1057	
 Northampton a		1018	1041		1108	
 Northampton d		1031	1042		1116	
 Wolverton d		1044	1054		▼	
 Milton Keynes Central a		1048	1058		1130	
 Milton Keynes Central d		1049	1059	1121	1131	
 Bletchley d		1054	1103	1125	1135	
 Leighton Buzzard d		1101	1110	1132	1142	
Cheddington d		↓	↓	1137	↓	
 Tring d		↓	↓	1144	↓	
 Berkhamsted d		1113	1123	1149	↓	
 Hemel Hempstead d		1118	1127	1154	1158	
 Apsley d		↓	1130	↓	1201	
Kings Langley d		↓	1134	↓	1204	
 Watford Junction d	1120	1125	1139	1202	1209	1220
Bushey d	▼	↓	1142	1205	↓	▼
Harrow & Wealdstone d	1126	↓	1147	1210	↓	1226
Wembley Central d	1132	↓	↓	↓	↓	1231
Shepherd's Bush a	1146	↓	↓	↓	↓	1247
Clapham Junction a	1200	↓	↓	↓	↓	1300
London Euston a		1148	1203	1225	1228	

[Menu](#)
[Notes & Symbols](#)
[Plan a Journey](#)

Birmingham New Street – Northampton – Milton Keynes Central – London Euston

SN


















8

10

12

10


















12

  Birmingham New St d				1034		1106
 Birmingham International d				1046		1116
 Coventry d				1108		1135
 Rugby d		1115	1121			1148
Long Buckby d		▼	1131			1158
 Northampton a		1135	1145			1210
 Northampton d		1141	1146			1215
 Wolverton d		▼	1158			1227
 Milton Keynes Central a		1155	1202			1231
 Milton Keynes Central d	1152	1157	1203	1222		1232
 Bletchley d	1156	1202	1209	1226		1237
 Leighton Buzzard d	1203	1209	1216	1233		1244
Cheddington d	1209			1239		
 Tring d	1215			1245		
 Berkhamsted d	1220			1250		
 Hemel Hempstead d	1225			1255		
 Apsley d	1228			1258		
Kings Langley d	1231	▼	▼	1301		
 Watford Junction d	1236	1227	1235	1306	1320	
Bushey d	1239			1309	▼	
Harrow & Wealdstone d	1245			1315	1326	
Wembley Central d					1331	
Shepherd's Bush a					1347	
Clapham Junction a	▼	▼	▼	▼	1400	▼
London Euston a	1258	1243	1251	1328		1315

[Menu](#)
[Notes & Symbols](#)
[Plan a Journey](#)

Birmingham New Street – Northampton – Milton Keynes Central – London Euston

SN

	10	10	10	8	12
  Birmingham New St d					
 Birmingham International d					
 Coventry d					
 Rugby d	1227				
Long Buckby d	↓				
 Northampton a					
 Northampton d					
 Wolverton d	↓				
 Milton Keynes Central a	1248				
 Milton Keynes Central d	1249	1252	1305	1322	1332
 Bletchley d	↓				
 Leighton Buzzard d					
Cheddington d					
 Tring d					
 Berkhamsted d					
 Hemel Hempstead d					
 Apsley d					
Kings Langley d					
 Watford Junction d					
Bushey d					
Harrow & Wealdstone d					
Wembley Central d					
Shepherd's Bush a					
Clapham Junction a	↓	↓	↓	↓	↓
London Euston a	1325	1358	1350	1428	1415

[Menu](#)
[Notes & Symbols](#)
[Plan a Journey](#)

Birmingham New Street – Northampton – Milton Keynes Central – London Euston

SN


















10

10

12

10


















8

  Birmingham New St d			1233		1306
 Birmingham International d			1246		1316
 Coventry d			1305		1335
 Rugby d	1327		1316		1346
Long Buckby d	↓		1326		1356
 Northampton a			1338		1407
 Northampton d			1348		1415
 Wolverton d	↓		1400		1427
 Milton Keynes Central a	1348		1404		1431
 Milton Keynes Central d	1349	1352	1405	1422	1432
 Bletchley d	↓	1356	1410	1426	1437
 Leighton Buzzard d	↓	1403	1417	1433	1444
Cheddington d	↓	1409	↓	1439	↓
 Tring d	↓	1415	↓	1445	↓
 Berkhamsted d	↓	1420	↓	1450	↓
 Hemel Hempstead d	↓	1425	↓	1455	↓
 Apsley d	↓	1428	↓	1458	↓
Kings Langley d	↓	1431	↓	1501	↓
 Watford Junction d	↓	1436	1434	1506	1520
Bushey d	↓	1439	↓	1509	↓
Harrow & Wealdstone d	↓	1445	↓	1515	1526
Wembley Central d	↓	↓	↓	1531	↓
Shepherd's Bush a	↓	↓	↓	1547	↓
Clapham Junction a	↓	↓	↓	1600	↓
London Euston a	1425	1458	1450	1528	1515

[Menu](#)
[Notes & Symbols](#)
[Plan a Journey](#)

Birmingham New Street – Northampton – Milton Keynes Central – London Euston

SN

	10	8	12	10	10
  Birmingham New St d					
 Birmingham International d					
 Coventry d					
 Rugby d	1427				
Long Buckby d	↓				
 Northampton a					
 Northampton d					
 Wolverton d	↓				
 Milton Keynes Central a	1448				
 Milton Keynes Central d	1449				
 Bletchley d	↓				
 Leighton Buzzard d					
Cheddington d					
 Tring d					
 Berkhamsted d					
 Hemel Hempstead d					
 Apsley d					
Kings Langley d					
 Watford Junction d					
Bushey d					
Harrow & Wealdstone d					
Wembley Central d					
Shepherd's Bush a					
Clapham Junction a	↓	↓	↓	↓	↓
London Euston a	1525	1558	1550	1628	1615

[Menu](#)
[Notes & Symbols](#)
[Plan a Journey](#)

Birmingham New Street – Northampton – Milton Keynes Central – London Euston

SN


















10

10

12

8


















10

  Birmingham New St d			1433		1506
 Birmingham International d			1446		1516
 Coventry d			1505		1535
 Rugby d	1527		1516		1546
Long Buckby d	↓		1526		1556
 Northampton a			1537		1607
 Northampton d			1548		1615
 Wolverton d	↓		1600		1627
 Milton Keynes Central a	1548		1604		1631
 Milton Keynes Central d	1549	1552	1605	1622	1632
 Bletchley d	↓	1556	1610	1626	1637
 Leighton Buzzard d	↓	1603	1617	1633	1644
Cheddington d	↓	1609	↓	1639	↓
 Tring d	↓	1615	↓	1645	↓
 Berkhamsted d	↓	1620	↓	1650	↓
 Hemel Hempstead d	↓	1625	↓	1655	↓
 Apsley d	↓	1628	↓	1658	↓
Kings Langley d	↓	1631	↓	1701	↓
 Watford Junction d	↓	1636	1634	1706	1720
Bushey d	↓	1639	↓	1709	↓
Harrow & Wealdstone d	↓	1645	↓	1715	1726
Wembley Central d	↓	↓	↓	1731	↓
Shepherd's Bush a	↓	↓	↓	1748	↓
Clapham Junction a	↓	↓	↓	1802	↓
London Euston a	1625	1658	1650	1728	1715

[Menu](#)
[Notes & Symbols](#)
[Plan a Journey](#)

Birmingham New Street – Northampton – Milton Keynes Central – London Euston


















SN

	10	10	12	10	12
  Birmingham New St d			1533		1606
 Birmingham International d			1546		1616
 Coventry d			1605		1635
 Rugby d	1627		1616		1646
Long Buckby d			1626		1656
 Northampton a			1637		1707
 Northampton d			1648		1715
 Wolverton d			1700		1727
 Milton Keynes Central a	1648		1704		1731
 Milton Keynes Central d	1649	1652	1705	1722	1732
 Bletchley d		1656	1710	1726	1737
 Leighton Buzzard d		1703	1717	1733	1744
Cheddington d		1709		1739	
 Tring d		1715		1745	
 Berkhamsted d		1720		1750	
 Hemel Hempstead d		1725		1755	
 Apsley d		1728		1758	
Kings Langley d		1731		1801	
 Watford Junction d		1736	1734	1806	1820
Bushey d		1739		1809	
Harrow & Wealdstone d		1745		1815	1826
Wembley Central d					1831
Shepherd's Bush a					1847
Clapham Junction a					1902
London Euston a	1725	1758	1750	1828	1815

[Menu](#)
[Notes & Symbols](#)
[Plan a Journey](#)

Birmingham New Street – Northampton – Milton Keynes Central – London Euston


















SN

	10	8	12	10	10
  Birmingham New St d			1633		1706
 Birmingham International d			1646		1716
 Coventry d			1705		1735
 Rugby d	1727		1716		1746
Long Buckby d			1726		1756
 Northampton a			1737		1807
 Northampton d			1748		1815
 Wolverton d			1800		1827
 Milton Keynes Central a	1748		1804		1831
 Milton Keynes Central d	1749	1752	1805	1822	1832
 Bletchley d		1756	1810	1826	1837
 Leighton Buzzard d		1803	1817	1833	1844
Cheddington d		1809		1839	
 Tring d		1815		1845	
 Berkhamsted d		1820		1850	
 Hemel Hempstead d		1825		1855	
 Apsley d		1828		1858	
Kings Langley d		1831		1901	
 Watford Junction d		1836	1834	1906	1920
Bushey d		1839		1909	
Harrow & Wealdstone d		1845		1915	1926
Wembley Central d					1931
Shepherd's Bush a					1947
Clapham Junction a					2000
London Euston a	1825	1858	1850	1928	1915

[Menu](#)
[Notes & Symbols](#)
[Plan a Journey](#)

Birmingham New Street – Northampton – Milton Keynes Central – London Euston


















SN

	10	5	12	8	12
  Birmingham New St d					
 Birmingham International d					
 Coventry d					
 Rugby d	1827				
Long Buckby d					
 Northampton a					
 Northampton d					
 Wolverton d					
 Milton Keynes Central a	1848				
 Milton Keynes Central d	1849				
 Bletchley d					
 Leighton Buzzard d					
Cheddington d					
 Tring d					
 Berkhamsted d					
 Hemel Hempstead d					
 Apsley d					
Kings Langley d					
 Watford Junction d					
Bushey d					
Harrow & Wealdstone d					
Wembley Central d					
Shepherd's Bush a					
Clapham Junction a					
London Euston a	1925	1958	1950	2028	2015

[Menu](#)
[Notes & Symbols](#)
[Plan a Journey](#)

Birmingham New Street – Northampton – Milton Keynes Central – London Euston

SN

	10	5	8	5	12
  Birmingham New St d			1833		1906
 Birmingham International d			1846		1916
 Coventry d			1905		1935
 Rugby d	1927		1916		1946
Long Buckby d	↓		1926		1956
 Northampton a			1937		2007
 Northampton d			1948		2016
 Wolverton d	↓		2000		2028
 Milton Keynes Central a	1948		2004		2032
 Milton Keynes Central d	1949	1952	2005	2011	2033
 Bletchley d	↓	1956	2010	2016	2038
 Leighton Buzzard d		2003	2017	2023	2045
Cheddington d		2009	↓	2027	
 Tring d		2015	↓	2034	
 Berkhamsted d		2020	↓	2039	
 Hemel Hempstead d		2025	↓	2043	
 Apsley d		2028	↓	2046	
Kings Langley d		2031	↓	2050	
 Watford Junction d		2036	2034	2055	2117
Bushey d		2039	↓	2058	▼
Harrow & Wealdstone d		2045	↓	2103	2124
Wembley Central d		↓	↓	↓	▼
Shepherd's Bush a		↓	↓	↓	2143
Clapham Junction a	↓	↓	↓	↓	2157
London Euston a	2025	2058	2051	2118	2124

[Menu](#)
[Notes & Symbols](#)
[Plan a Journey](#)

Birmingham New Street – Northampton – Milton Keynes Central – London Euston

SN


















8

10

10

5


















12

  Birmingham New St d		1933			2006
 Birmingham International d		1946			2016
 Coventry d		2005			2035
 Rugby d		2016	2027		2046
Long Buckby d		2026	▼		2056
 Northampton a		2037	2047		2108
 Northampton d			2048		2126
 Wolverton d			▼		2138
 Milton Keynes Central a			2103		2142
 Milton Keynes Central d	2042		2104	2125	2142
 Bletchley d	2047			2129	2147
 Leighton Buzzard d	2054			2136	2154
Cheddington d	↓			2143	↓
 Tring d	↓			2148	↓
 Berkhamsted d	2106			2153	2207
 Hemel Hempstead d	2112			2158	2211
 Apsley d	2115			↓	2215
Kings Langley d	2118		↓	↓	2218
 Watford Junction d	2123		2132	2205	2218
Bushey d	▼		↓	2208	▼
Harrow & Wealdstone d	2129			2214	2224
Wembley Central d	↓			↓	▼
Shepherd's Bush a	↓			↓	2244
Clapham Junction a	↓		↓	↓	2257
London Euston a	2143		2154	2230	2246

[Menu](#)
[Notes & Symbols](#)
[Plan a Journey](#)


















Birmingham New Street – Northampton – Milton Keynes Central – London Euston

SN

	5	10	12	8	10
  Birmingham New St d	2033		2106	2130	
 Birmingham International d	2046		2120	2149	
 Coventry d	2105		2138	2209	
 Rugby d	2116	2127	2149	2220	2225
Long Buckby d	2126	▼	2159	2230	2235
 Northampton a	2137	2147	2211	2241	2247
 Northampton d		2154	2220		
 Wolverton d		2206	2232		
 Milton Keynes Central a		2210	2236		
 Milton Keynes Central d		2211	2236		
 Bletchley d		2216	2241		
 Leighton Buzzard d		2223	2248		
Cheddington d		2229	↓		
 Tring d		2235	↓		
 Berkhamsted d		2240	2300		
 Hemel Hempstead d		2244	2305		
 Apsley d		↓	2308		
Kings Langley d		↓	2311		
 Watford Junction d		2252	2312	2316	
Bushey d		2255	▼	▼	
Harrow & Wealdstone d		2300	2318	2322	
Wembley Central d		↓	▼	↓	
Shepherd's Bush a		↓	2344	↓	
Clapham Junction a		↓	2358	↓	
London Euston a		2316		2338	

[Menu](#)
[Notes & Symbols](#)
[Plan a Journey](#)

Birmingham New Street – Northampton – Milton Keynes Central – London Euston

	5	12	10	AWC 1
  Birmingham New St d	2214	2237	2256	
 Birmingham International d	2228	2256	2312	
 Coventry d	2247	2315	2324	
 Rugby d	2257	2326	2336	
Long Buckby d	2307	2337	▼	
 Northampton a	2319	2348	2356s	
 Northampton d	2302	2327		↓
 Wolverton d	2314	2339		↓
 Milton Keynes Central a	2318	2343		0015s
 Milton Keynes Central d	2318	2344		↓
 Bletchley d	2323	2349		↓
 Leighton Buzzard d	2330	2356		↓
Cheddington d	2337	↓		↓
 Tring d	2342	↓		↓
 Berkhamsted d	2347	0008		↓
 Hemel Hempstead d	2352	0013		↓
 Apsley d	↓	0016		↓
Kings Langley d	↓	0020		↓
 Watford Junction d	2359	0025		0043s
Bushey d	0002	▼		↓
Harrow & Wealdstone d	0008	0031		↓
Wembley Central d	↓	↓		↓
Shepherd's Bush a	↓	↓		↓
Clapham Junction a	↓	↓		↓
London Euston a	0024	0047		0104

[Menu](#)
[Notes & Symbols](#)
[Plan a Journey](#)

London Euston – Milton Keynes Central – Northampton – Birmingham New Street

12


















5

8

8

10

8


















London Euston d					
Clapham Junction d					
Shepherd's Bush d					
Wembley Central d					
Harrow & Wealdstone d					
Bushey d					
 Watford Junction d					
Kings Langley d					
 Apsley d					
 Hemel Hempstead d					
 Berkhamsted d					
 Tring d					
Cheddington d					
 Leighton Buzzard d					
 Bletchley d					
 Milton Keynes Central a					
 Milton Keynes Central d				0537	
 Wolverton d				0541	
 Northampton a				0553	
 Northampton d	0515	0520	0542		0601 0606
Long Buckby d	0526	0531	0553		0612 0617
 Rugby a	0537	0543	0605		0624 0634
 Coventry a	0548		0615		0645
 Birmingham International a	0606		0634		0704
  Birmingham New St a	0615		0646		0714

Menu

Notes & Symbols

Plan a Journey

London Euston – Milton Keynes Central – Northampton – Birmingham New Street


















	SN 1	AWC 1	12	8	5	8
London Euston d		0531		0535	0609	0621
Clapham Junction d	0503	↓		↓	↓	↓
Shepherd's Bush d	0517	↓				
Wembley Central d	▼	↓		↓	↓	↓
Harrow & Wealdstone d	0536	↓		0547	0621	↓
Bushey d	▼	↓		▼	0626	↓
 Watford Junction d	0544a	0548u		0555	0630	0636
Kings Langley d		↓		0559	0635	↓
 Apsley d		↓		0603	0639	↓
 Hemel Hempstead d		↓		0606	0642	↓
 Berkhamsted d		↓		0611	0647	↓
 Tring d		↓		0616	0652	↓
Cheddington d		↓		0621	0657	↓
 Leighton Buzzard d		↓		0626	0702	0654
 Bletchley d		↓		0633	0709	0701
 Milton Keynes Central a		0616		0638	0715	0706
 Milton Keynes Central d		0617		0638		0707
 Wolverton d		↓		0642		0711
 Northampton a		↓		0655		0725
 Northampton d		↓	0642	0711		0737
Long Buckby d		↓	0653	0722		0750
 Rugby a		0639	0705	0734		0801
 Coventry a			0715	0745		0812
 Birmingham International a			0734	0803		0831
  Birmingham New St a			0744	0814		0844

[Menu](#)

[Notes & Symbols](#)

[Plan a Journey](#)

London Euston – Milton Keynes Central – Northampton – Birmingham New Street

	SN 1	5	10	8	10	SN 1
London Euston d		0639	0643		0654	
Clapham Junction d	0553	↓			↓	0638
Shepherd's Bush d	0608					0652
Wembley Central d	0626	↓			↓	0707
Harrow & Wealdstone d	0633	0651			0706	0712
Bushey d	▼	0656			▼	▼
 Watford Junction d	0642a	0700			0713	0723a
Kings Langley d		0705			↓	
 Apsley d		0709			↓	
 Hemel Hempstead d		0712			0721	
 Berkhamsted d		0717			0726	
 Tring d		0722			0732a	
Cheddington d		0727				
 Leighton Buzzard d		0732				
 Bletchley d		0739	↓			
 Milton Keynes Central a		0745	0715			
 Milton Keynes Central d			0716	0740		
 Wolverton d				0744		
 Northampton a				0756		
 Northampton d				0810		
Long Buckby d			↓	0822		
 Rugby a			0739	0834		
 Coventry a				0845		
 Birmingham International a				0904		
  Birmingham New St a				0914		

[Menu](#)

[Notes & Symbols](#)

[Plan a Journey](#)

London Euston – Milton Keynes Central – Northampton – Birmingham New Street

10


















8

10

12

9

10


















London Euston d	0709	0723	0724	0734	0739	0746
Clapham Junction d	↓	↓	↓	↓	↓	↓
Shepherd's Bush d	↓	↓	↓	↓	↓	↓
Wembley Central d	↓	↓	↓	↓	↓	↓
Harrow & Wealdstone d	0721	↓	↓	0746	0751	↓
Bushey d	0726	↓	↓	▼	0756	↓
 Watford Junction d	0730	0738	0743	0753	0800	↓
Kings Langley d	0735	↓	↓	↓	0805	↓
 Apsley d	0739	↓	↓	↓	0809	↓
 Hemel Hempstead d	0742	↓	0751	0801	0812	↓
 Berkhamsted d	0747	↓	0756	0806	0817	↓
 Tring d	0752	↓	0802a	0813a	0822	↓
Cheddington d	0757	↓			0827	↓
 Leighton Buzzard d	0802	0755			0832	↓
 Bletchley d	0809	0802			0839	↓
 Milton Keynes Central a	0815	0807			0845	0818
 Milton Keynes Central d		0808				0819
 Wolverton d		0812				↓
 Northampton a		0825				↓
 Northampton d		0840				↓
Long Buckby d		0852				↓
 Rugby a		0904				0842
 Coventry a		0915				
 Birmingham International a		0934				
  Birmingham New St a		0945				

[Menu](#)

[Notes & Symbols](#)

[Plan a Journey](#)

London Euston – Milton Keynes Central – Northampton – Birmingham New Street

	SN 1					
	10	8		10	9	8
London Euston d	0754	0756		0804	0809	0823
Clapham Junction d	↓	↓	0739	↓	↓	↓
Shepherd's Bush d	↓	↓	0753	↓	↓	↓
Wembley Central d	↓	↓	0808	↓	↓	↓
Harrow & Wealdstone d	↓	↓	0812	0816	0821	↓
Bushey d	↓	↓	▼	▼	0826	↓
 Watford Junction d	0813	↓	0820a	0823	0830	0838
Kings Langley d	↓	↓	↓	↓	0835	↓
 Apsley d	↓	↓	↓	↓	0839	↓
 Hemel Hempstead d	0821	↓	↓	0831	0842	↓
 Berkhamsted d	0826	↓	↓	0836	0847	↓
 Tring d	0832a	↓	↓	0843a	0852	↓
Cheddington d	↓	↓	↓	↓	0857	↓
 Leighton Buzzard d	↓	0825	↓	↓	0902	0855
 Bletchley d	↓	0832	↓	↓	0909	0902
 Milton Keynes Central a	↓	0837	↓	↓	0915	0907
 Milton Keynes Central d	↓	0838	↓	↓	↓	0908
 Wolverton d	↓	0842	↓	↓	↓	0912
 Northampton a	↓	0855	↓	↓	↓	0925
 Northampton d	↓	0910	↓	↓	↓	0940
Long Buckby d	↓	0922	↓	↓	↓	0952
 Rugby a	↓	0934	↓	↓	↓	1004
 Coventry a	↓	0945	↓	↓	↓	1015
 Birmingham International a	↓	1004	↓	↓	↓	1034
  Birmingham New St a	↓	1014	↓	↓	↓	1044

[Menu](#)

[Notes & Symbols](#)

[Plan a Journey](#)

London Euston – Milton Keynes Central – Northampton – Birmingham New Street

10


















8

10

10

10

12

London Euston d	0824	0835	0839	0846	0854	0856
Clapham Junction d	↓	↓	↓	↓	↓	↓
Shepherd's Bush d	↓	↓	↓	↓	↓	↓
Wembley Central d	↓	↓	↓	↓	↓	↓
Harrow & Wealdstone d	↓	0847	0851	↓	0906	↓
Bushey d	↓	↓	0856	↓	↓	↓
 Watford Junction d	0840	0854	0900	↓	0913	↓
Kings Langley d	↓	↓	0905	↓	↓	↓
 Apsley d	↓	↓	0909	↓	↓	↓
 Hemel Hempstead d	0847	0902	0912	↓	0921	↓
 Berkhamsted d	0852	0907	0917	↓	0926	↓
 Tring d	0859a	0913a	0922	↓	0932a	↓
Cheddington d			0927	↓		↓
 Leighton Buzzard d			0932	↓		0925
 Bletchley d			0939	↓		0932
 Milton Keynes Central a			0945	0918		0937
 Milton Keynes Central d				0919		0938
 Wolverton d				↓		0942
 Northampton a				↓		0955
 Northampton d				↓		1010
Long Buckby d				↓		1022
 Rugby a				0942		1034
 Coventry a						1045
 Birmingham International a						1104
  Birmingham New St a						1114

[Menu](#)

[Notes & Symbols](#)

[Plan a Journey](#)

London Euston – Milton Keynes Central – Northampton – Birmingham New Street

SN
1


















10

12

5

10

5


















		0909	0923	0924	0939	0946
London Euston d		0909	0923	0924	0939	0946
Clapham Junction d	0838	↓	↓	↓	↓	↓
Shepherd's Bush d	0853	↓	↓	↓	↓	↓
Wembley Central d	0908	↓	↓	↓	↓	↓
Harrow & Wealdstone d	0913	0921	↓	0936	0951	↓
Bushey d	▼	0926	↓	▼	0956	↓
 Watford Junction d	0921a	0930	0938	0943	1000	↓
Kings Langley d	0935	↓	↓	↓	1005	↓
 Apsley d	0939	↓	↓	↓	1009	↓
 Hemel Hempstead d	0942	↓	↓	0951	1012	↓
 Berkhamsted d	0947	↓	↓	0956	1017	↓
 Tring d	0952	↓	↓	1002a	1022	↓
Cheddington d	0957	↓	↓	↓	1027	↓
 Leighton Buzzard d	1002	0955	↓	↓	1032	↓
 Bletchley d	1010	1002	↓	↓	1039	↓
 Milton Keynes Central a	1016	1007	↓	↓	1045	1018
 Milton Keynes Central d		1008	↓	↓		1019
 Wolverton d		1012	↓	↓		↓
 Northampton a		1025	↓	↓		↓
 Northampton d		1040	↓	↓		↓
Long Buckby d		1052	↓	↓		↓
 Rugby a		1104	↓	↓		1042
 Coventry a		1115	↓	↓		↓
 Birmingham International a		1134	↓	↓		↓
  Birmingham New St a		1144	↓	↓		↓

[Menu](#)

[Notes & Symbols](#)

[Plan a Journey](#)

London Euston – Milton Keynes Central – Northampton – Birmingham New Street


















	SN 1					
	10	8		10	8	9
London Euston d	0954	0956		1009	1023	1024
Clapham Junction d	↓		0939	↓		↓
Shepherd's Bush d	↓		0953	↓		↓
Wembley Central d	↓		1008	↓		↓
Harrow & Wealdstone d	1006		1013	1021		1036
Bushey d	▼		▼	1026	↓	▼
 Watford Junction d	1013		1024a	1030	1038	1043
Kings Langley d	↓			1035		↓
 Apsley d	↓			1039		↓
 Hemel Hempstead d	1021			1042		1051
 Berkhamsted d	1026			1047		1056
 Tring d	1032a			1052		1102a
Cheddington d		↓		1057	↓	
 Leighton Buzzard d		1025		1102	1055	
 Bletchley d		1032		1109	1102	
 Milton Keynes Central a		1037		1115	1107	
 Milton Keynes Central d		1038			1108	
 Wolverton d		1042			1112	
 Northampton a		1056			1125	
 Northampton d		1110			1140	
Long Buckby d		1122			1152	
 Rugby a		1134			1204	
 Coventry a		1145			1215	
 Birmingham International a		1204			1234	
  Birmingham New St a		1214			1245	

[Menu](#)

[Notes & Symbols](#)

[Plan a Journey](#)

London Euston – Milton Keynes Central – Northampton – Birmingham New Street

	10	10	9	12	SN 1	5
London Euston d	1039	1046	1054	1056		1109
Clapham Junction d	↓	↓	↓	↓	1039	↓
Shepherd's Bush d	↓	↓	↓	↓	1054	↓
Wembley Central d	↓	↓	↓	↓	1109	↓
Harrow & Wealdstone d	1051	↓	1106	↓	1113	1121
Bushey d	1056	↓	▼	↓	▼	1126
 Watford Junction d	1100	↓	1113	↓	1121a	1130
Kings Langley d	1105	↓	↓	↓		1135
 Apsley d	1109	↓	↓	↓		1139
 Hemel Hempstead d	1112	↓	1121	↓		1142
 Berkhamsted d	1117	↓	1126	↓		1147
 Tring d	1122	↓	1132a	↓		1152
Cheddington d	1127	↓		↓		1157
 Leighton Buzzard d	1132	↓		1125		1202
 Bletchley d	1139	↓		1132		1209
 Milton Keynes Central a	1145	1118		1137		1215
 Milton Keynes Central d		1119		1138		
 Wolverton d		↓		1142		
 Northampton a		↓		1155		
 Northampton d		↓		1210		
Long Buckby d		↓		1222		
 Rugby a		1142		1234		
 Coventry a				1245		
 Birmingham International a				1304		
  Birmingham New St a				1314		


















[Menu](#)

[Notes & Symbols](#)

[Plan a Journey](#)

London Euston – Milton Keynes Central – Northampton – Birmingham New Street

8 10 10 10 10 8

London Euston d	1119	1124	1139	1146	1154	1156
Clapham Junction d	↓	↓	↓	↓	↓	↓
Shepherd's Bush d	↓	↓	↓	↓	↓	↓
Wembley Central d	↓	↓	↓	↓	↓	↓
Harrow & Wealdstone d	↓	1136	1151	↓	1206	↓
Bushey d	↓	↓	1156	↓	↓	↓
 Watford Junction d	1138	1143	1200	↓	1213	↓
Kings Langley d	↓	↓	1205	↓	↓	↓
 Apsley d	↓	↓	1209	↓	↓	↓
 Hemel Hempstead d	↓	1151	1212	↓	1221	↓
 Berkhamsted d	↓	1156	1217	↓	1226	↓
 Tring d	↓	1202a	1222	↓	1232a	↓
Cheddington d	↓	↓	1227	↓	↓	↓
 Leighton Buzzard d	1155	↓	1232	↓	↓	1225
 Bletchley d	1202	↓	1239	↓	↓	1232
 Milton Keynes Central a	1207	↓	1245	1218	↓	1237
 Milton Keynes Central d	1208	↓	↓	1219	↓	1238
 Wolverton d	1212	↓	↓	↓	↓	1242
 Northampton a	1225	↓	↓	↓	↓	1255
 Northampton d	1240	↓	↓	↓	↓	1310
Long Buckby d	1252	↓	↓	↓	↓	1322
 Rugby a	1304	↓	↓	1242	↓	1334
 Coventry a	1315	↓	↓	↓	↓	1345
 Birmingham International a	1334	↓	↓	↓	↓	1404
  Birmingham New St a	1344	↓	↓	↓	↓	1414

[Menu](#)

[Notes & Symbols](#)

[Plan a Journey](#)

London Euston – Milton Keynes Central – Northampton – Birmingham New Street

SN
1


















9

8

10

9

8


















London Euston d		1209	1223	1224	1239	1246
Clapham Junction d	1140	↓	↓	↓	↓	↓
Shepherd's Bush d	1155	↓	↓	↓	↓	↓
Wembley Central d	1211	↓	↓	↓	↓	↓
Harrow & Wealdstone d	1216	1221	↓	1236	1251	↓
Bushey d	▼	1226	↓	▼	1256	↓
 Watford Junction d	1224a	1230	1238	1243	1300	↓
Kings Langley d		1235	↓	↓	1305	↓
 Apsley d		1239	↓	↓	1309	↓
 Hemel Hempstead d		1242	↓	1251	1312	↓
 Berkhamsted d		1247	↓	1256	1317	↓
 Tring d		1252	↓	1302a	1322	↓
Cheddington d		1257	↓	↓	1327	↓
 Leighton Buzzard d		1302	1255	↓	1332	↓
 Bletchley d		1309	1302	↓	1339	↓
 Milton Keynes Central a		1315	1307	↓	1345	1318
 Milton Keynes Central d			1308	↓		1319
 Wolverton d			1312	↓		↓
 Northampton a			1325	↓		↓
 Northampton d			1340	↓		↓
Long Buckby d			1352	↓		↓
 Rugby a			1404	↓		1342
 Coventry a			1415	↓		↓
 Birmingham International a			1434	↓		↓
  Birmingham New St a			1444	↓		↓

Menu

Notes & Symbols

Plan a Journey

London Euston – Milton Keynes Central – Northampton – Birmingham New Street


















	SN 1					
	10	8		10	8	10
London Euston d	1254	1256		1309	1323	1324
Clapham Junction d	↓		1239	↓		↓
Shepherd's Bush d	↓		1253	↓		↓
Wembley Central d	↓		1310	↓		↓
Harrow & Wealdstone d	1306		1315	1321		1336
Bushey d	▼		▼	1326	↓	▼
 Watford Junction d	1313		1324a	1330	1338	1343
Kings Langley d	↓			1335		↓
 Apsley d	↓			1339		↓
 Hemel Hempstead d	1321			1342		1351
 Berkhamsted d	1326			1347		1356
 Tring d	1332a			1352		1402a
Cheddington d		↓		1357	↓	
 Leighton Buzzard d		1325		1402	1355	
 Bletchley d		1332		1409	1402	
 Milton Keynes Central a		1337		1415	1407	
 Milton Keynes Central d		1338			1408	
 Wolverton d		1342			1412	
 Northampton a		1355			1426	
 Northampton d		1410			1440	
Long Buckby d		1422			1452	
 Rugby a		1434			1504	
 Coventry a		1445			1515	
 Birmingham International a		1504			1534	
  Birmingham New St a		1514			1544	

[Menu](#)

[Notes & Symbols](#)

[Plan a Journey](#)

London Euston – Milton Keynes Central – Northampton – Birmingham New Street


















	10	10	5	8	SN 1	10
London Euston d	1339	1346	1354	1356		1409
Clapham Junction d	↓		↓		1339	↓
Shepherd's Bush d	↓		↓		1354	↓
Wembley Central d	↓		↓		1409	↓
Harrow & Wealdstone d	1351		1406		1413	1421
Bushey d	1356		▼		▼	1426
 Watford Junction d	1400		1413		1421a	1430
Kings Langley d	1405		↓			1435
 Apsley d	1409		↓			1439
 Hemel Hempstead d	1412		1421			1442
 Berkhamsted d	1417		1426			1447
 Tring d	1422		1432a			1452
Cheddington d	1427			↓		1457
 Leighton Buzzard d	1432			1425		1502
 Bletchley d	1439	↓		1432		1509
 Milton Keynes Central a	1445	1418		1437		1515
 Milton Keynes Central d		1419		1438		
 Wolverton d		↓		1442		
 Northampton a				1457		
 Northampton d				1510		
Long Buckby d		↓		1522		
 Rugby a		1442		1534		
 Coventry a				1545		
 Birmingham International a				1604		
  Birmingham New St a				1615		

Menu

Notes & Symbols

Plan a Journey

London Euston – Milton Keynes Central – Northampton – Birmingham New Street

	8	10	10	5	9	8
London Euston d	1419	1424	1439	1446	1454	1456
Clapham Junction d	↓	↓	↓	↓	↓	↓
Shepherd's Bush d	↓	↓	↓	↓	↓	↓
Wembley Central d	↓	↓	↓	↓	↓	↓
Harrow & Wealdstone d	↓	1436	1451	↓	1506	↓
Bushey d	↓	↓	1456	↓	↓	↓
 Watford Junction d	1438	1443	1500	↓	1513	↓
Kings Langley d	↓	↓	1505	↓	↓	↓
 Apsley d	↓	↓	1509	↓	↓	↓
 Hemel Hempstead d	↓	1451	1512	↓	1521	↓
 Berkhamsted d	↓	1456	1517	↓	1526	↓
 Tring d	↓	1502a	1522	↓	1532a	↓
Cheddington d	↓	↓	1527	↓	↓	↓
 Leighton Buzzard d	1455	↓	1532	↓	↓	1525
 Bletchley d	1502	↓	1539	↓	↓	1532
 Milton Keynes Central a	1507	↓	1545	1518	↓	1537
 Milton Keynes Central d	1508	↓	↓	1519	↓	1538
 Wolverton d	1512	↓	↓	↓	↓	1542
 Northampton a	1525	↓	↓	↓	↓	1555
 Northampton d	1540	↓	↓	↓	↓	1610
Long Buckby d	1552	↓	↓	↓	↓	1622
 Rugby a	1604	↓	↓	1542	↓	1634
 Coventry a	1615	↓	↓	↓	↓	1645
 Birmingham International a	1634	↓	↓	↓	↓	1704
  Birmingham New St a	1644	↓	↓	↓	↓	1714

[Menu](#)
[Notes & Symbols](#)
[Plan a Journey](#)

London Euston – Milton Keynes Central – Northampton – Birmingham New Street

SN
1


















10

4

8

9

5


















		10	4	8	9	5
London Euston d		1509	1519	1523	1524	1539
Clapham Junction d	1441	↓	↓	↓	↓	↓
Shepherd's Bush d	1456	↓	↓	↓	↓	↓
Wembley Central d	1511	↓	↓	↓	↓	↓
Harrow & Wealdstone d	1515	1521	↓	↓	1536	1551
Bushey d	▼	1526	↓	↓	▼	1556
 Watford Junction d	1525a	1530	1545	1538	1543	1600
Kings Langley d	1535			↓		1605
 Apsley d	1539				↓	1609
 Hemel Hempstead d	1542				1551	1612
 Berkhamsted d	1547				1556	1617
 Tring d	1552				1602a	1622
Cheddington d	1557			↓		1627
 Leighton Buzzard d	1602			1555		1632
 Bletchley d	1609			1602		1639
 Milton Keynes Central a	1615			1607		1645
 Milton Keynes Central d				1608		
 Wolverton d				1612		
 Northampton a				1625		
 Northampton d				1640		
Long Buckby d				1652		
 Rugby a				1704		
 Coventry a				1715		
 Birmingham International a				1734		
  Birmingham New St a				1745		

Menu

Notes & Symbols

Plan a Journey

London Euston – Milton Keynes Central – Northampton – Birmingham New Street

	10	10	12	SN 1	10	10
London Euston d	1546	1554	1556		1604	1609
Clapham Junction d	↓	↓	↓	1539	↓	↓
Shepherd's Bush d	↓	↓	↓	1553	↓	↓
Wembley Central d	↓	↓	↓	1607	↓	↓
Harrow & Wealdstone d	↓	1606	↓	1611	↓	1621
Bushey d	↓	↓	↓	↓	↓	1626
 Watford Junction d	↓	1613	↓	1619a	1623	1630
Kings Langley d	↓	↓	↓		1628	1635
 Apsley d	↓	↓	↓		↓	1639
 Hemel Hempstead d	↓	1621	↓		1633	1642
 Berkhamsted d	↓	1626	↓		1638	1647
 Tring d	↓	1633a	↓		1644a	1652
Cheddington d	↓	↓	↓			1657
 Leighton Buzzard d	↓	↓	1625			1702
 Bletchley d	↓	↓	1632			1709
 Milton Keynes Central a	1618	↓	1637			1715
 Milton Keynes Central d	1619	↓	1638			
 Wolverton d	↓	↓	1642			
 Northampton a	↓	↓	1655			
 Northampton d	↓	↓	1710			
Long Buckby d	↓	↓	1722			
 Rugby a	1642	↓	1734			
 Coventry a	↓	↓	1745			
 Birmingham International a	↓	↓	1804			
  Birmingham New St a	↓	↓	1815			

[Menu](#)

[Notes & Symbols](#)

[Plan a Journey](#)

London Euston – Milton Keynes Central – Northampton – Birmingham New Street

5


















10

8

12

9

10


















London Euston d	1619	1624	1626	1634	1639	1646
Clapham Junction d	↓	↓	↓	↓	↓	↓
Shepherd's Bush d	↓	↓	↓	↓	↓	↓
Wembley Central d	↓	↓	↓	↓	↓	↓
Harrow & Wealdstone d	↓	1636	↓	↓	1651	↓
Bushey d	↓	1641	↓	↓	1656	↓
 Watford Junction d	1634	1644	↓	1655	1700	↓
Kings Langley d	↓	↓	↓	▼	1705	↓
 Apsley d	↓	↓	↓	1701	1709	↓
 Hemel Hempstead d	↓	1652	↓	1705	1712	↓
 Berkhamsted d	↓	1657	↓	1710	1717	↓
 Tring d	↓	1703a	↓	1718a	1722	↓
Cheddington d	↓	↓	↓	↓	1727	↓
 Leighton Buzzard d	↓	↓	1655	↓	1732	↓
 Bletchley d	↓	↓	1702	↓	1739	↓
 Milton Keynes Central a	1656	↓	1707	↓	1745	1718
 Milton Keynes Central d	1657	↓	1708	↓	↓	1719
 Wolverton d	↓	↓	1712	↓	↓	↓
 Northampton a	1716	↓	1724	↓	↓	↓
 Northampton d	↓	↓	1740	↓	↓	↓
Long Buckby d	↓	↓	1752	↓	↓	↓
 Rugby a	↓	↓	1804	↓	↓	1742
 Coventry a	↓	↓	1815	↓	↓	↓
 Birmingham International a	↓	↓	1834	↓	↓	↓
  Birmingham New St a	↓	↓	1844	↓	↓	↓

Menu

Notes & Symbols

Plan a Journey

London Euston – Milton Keynes Central – Northampton – Birmingham New Street

	10	12	SN 1	8	9	5
London Euston d	1654	1656		1704	1709	1719
Clapham Junction d	↓	↓	1637	↓	↓	↓
Shepherd's Bush d	↓	↓	1652	↓	↓	↓
Wembley Central d	↓	↓	1707	↓	↓	↓
Harrow & Wealdstone d	1706	↓	1712	↓	1721	↓
Bushey d	1711	↓	▼	↓	1727	↓
 Watford Junction d	1714	↓	1720a	1725	1730	1735u
Kings Langley d	↓	↓		1731	1735	↓
 Apsley d	↓	↓		▼	1739	↓
 Hemel Hempstead d	1722	↓		1737	1742	↓
 Berkhamsted d	1727	↓		1743	1747	↓
 Tring d	1734a	↓		1748a	1752	↓
Cheddington d		↓			1757	↓
 Leighton Buzzard d		1725			1802	↓
 Bletchley d		1732			1809	↓
 Milton Keynes Central a		1737			1816	1756
 Milton Keynes Central d		1738				1759
 Wolverton d		1742				▼
 Northampton a		1755				1814
 Northampton d		1806				
Long Buckby d		1819				
 Rugby a		1834				
 Coventry a		1845				
 Birmingham International a		1904				
  Birmingham New St a		1915				

Menu

Notes & Symbols

Plan a Journey

London Euston – Milton Keynes Central – Northampton – Birmingham New Street

10


















12

12

10

10

10


















London Euston d	1724	1726	1733	1739	1746	1754
Clapham Junction d	↓			↓		↓
Shepherd's Bush d						
Wembley Central d	↓			↓		↓
Harrow & Wealdstone d	1736			1751		1806
Bushey d	1741		↓	1757		1811
 Watford Junction d	1744		1755	1800		1814
Kings Langley d	↓		▼	1805		↓
 Apsley d	↓		1801	1809		↓
 Hemel Hempstead d	1752		1805	1812		1822
 Berkhamsted d	1757		1810	1817		1827
 Tring d	1803a		1817	1822		1833a
Cheddington d		↓	▼	1827		
 Leighton Buzzard d		1755	1828	1832		
 Bletchley d		1802	1836a	1840	↓	
 Milton Keynes Central a		1807		1846	1818	
 Milton Keynes Central d		1808			1819	
 Wolverton d		1812				
 Northampton a		1825				
 Northampton d		1840				
Long Buckby d		1852			↓	
 Rugby a		1904			1842	
 Coventry a		1915				
 Birmingham International a		1934				
  Birmingham New St a		1944				

[Menu](#)

[Notes & Symbols](#)

[Plan a Journey](#)

London Euston – Milton Keynes Central – Northampton – Birmingham New Street

	10	SN 1	12	10	5	5
London Euston d	1756		1806	1809	1819	1824
Clapham Junction d		1739				
Shepherd's Bush d		1754				
Wembley Central d		1809		▼		▼
Harrow & Wealdstone d		1813		1821		1836
Bushey d		▼	▼	1827	▼	1841
 Watford Junction d		1821a	1825	1830	1835u	1844
Kings Langley d			1830	1835		▼
 Apsley d			▼	1839		▼
 Hemel Hempstead d			1836	1842		1852
 Berkhamsted d			1842	1847		1857
 Tring d			1847	1852		1905a
Cheddington d	▼		▼	1857		
 Leighton Buzzard d	1824		1859	1902		
 Bletchley d	1832		1906	1909	▼	
 Milton Keynes Central a	1837		1911	1916	1856	
 Milton Keynes Central d	1838		1913		1859	
 Wolverton d	1842		1918		▼	
 Northampton a	1854		1931		1915	
 Northampton d	1906					
Long Buckby d	1918					
 Rugby a	1934					
 Coventry a	1945					
 Birmingham International a	2004					
  Birmingham New St a	2014					

[Menu](#)

[Notes & Symbols](#)

[Plan a Journey](#)

London Euston – Milton Keynes Central – Northampton – Birmingham New Street

8


















10

8

10

10

8

London Euston d	1826	1834	1839	1846	1854	1856
Clapham Junction d						
Shepherd's Bush d						
Wembley Central d			▼		▼	
Harrow & Wealdstone d			1851		1906	
Bushey d		▼	1856		1911	
 Watford Junction d		1854	1900		1914	
Kings Langley d		▼	1905			
 Apsley d		1901	1909		▼	
 Hemel Hempstead d		1904	1912		1922	
 Berkhamsted d		1911	1917		1927	
 Tring d		1917	1922		1933a	
Cheddington d	▼	▼	1927			▼
 Leighton Buzzard d	1855	1928	1932			1924
 Bletchley d	1902	1936a	1940	▼		1932
 Milton Keynes Central a	1907		1946	1918		1937
 Milton Keynes Central d	1908			1919		1938
 Wolverton d	1912					1942
 Northampton a	1924					1955
 Northampton d	1940					2010
Long Buckby d	1952			▼		2022
 Rugby a	2004			1942		2034
 Coventry a	2015					2045
 Birmingham International a	2034					2104
  Birmingham New St a	2044					2114

[Menu](#)

[Notes & Symbols](#)

[Plan a Journey](#)

London Euston – Milton Keynes Central – Northampton – Birmingham New Street

SN
1

10

12

9

10

8


















		1909	1923	1924	1939	1946
London Euston d		1909	1923	1924	1939	1946
Clapham Junction d	1839	↓	↓	↓	↓	↓
Shepherd's Bush d	1854	↓	↓	↓	↓	↓
Wembley Central d	1910	↓	↓	↓	↓	↓
Harrow & Wealdstone d	1915	1921	↓	1936	1951	↓
Bushey d	▼	1927	↓	▼	1956	↓
 Watford Junction d	1923a	1930	1938	1943	2000	↓
Kings Langley d	1935	↓	↓	↓	2005	↓
 Apsley d	1939	↓	↓	↓	2009	↓
 Hemel Hempstead d	1942	↓	↓	1951	2012	↓
 Berkhamsted d	1947	↓	↓	1956	2017	↓
 Tring d	1952	↓	↓	2003a	2022	↓
Cheddington d	1957	↓	↓	↓	2027	↓
 Leighton Buzzard d	2002	1955	↓	↓	2032	↓
 Bletchley d	2009	2002	↓	↓	2039	↓
 Milton Keynes Central a	2015	2007	↓	↓	2045	2018
 Milton Keynes Central d		2008	↓	↓		2019
 Wolverton d		2012	↓	↓		↓
 Northampton a		2025	↓	↓		↓
 Northampton d		2040	↓	↓		↓
Long Buckby d		2052	↓	↓		↓
 Rugby a		2104	↓	↓		2042
 Coventry a		2115	↓	↓		↓
 Birmingham International a		2134	↓	↓		↓
  Birmingham New St a		2145	↓	↓		↓

Menu

Notes & Symbols

Plan a Journey

London Euston – Milton Keynes Central – Northampton – Birmingham New Street


















	SN 1					
	9	5		5	8	10
London Euston d	1954	1956		2009	2019	2024
Clapham Junction d	↓		1940	↓		↓
Shepherd's Bush d	↓		1954	↓		↓
Wembley Central d	↓		2008	↓		↓
Harrow & Wealdstone d	2006		2013	2023		2038
Bushey d	▼		▼	2028	↓	▼
 Watford Junction d	2013		2023a	2031	2038	2045
Kings Langley d	↓			2036		↓
 Apsley d	↓			2040		↓
 Hemel Hempstead d	2021			2043		2053
 Berkhamsted d	2026			2048		2058
 Tring d	2032a			2053		2103
Cheddington d		↓		2058	↓	▼
 Leighton Buzzard d		2025		2103	2055	2112
 Bletchley d		2032		2110	2102	2120a
 Milton Keynes Central a		2037		2116	2107	
 Milton Keynes Central d		2038			2108	
 Wolverton d		2042			2112	
 Northampton a		2054			2124	
 Northampton d		2110			2134	
Long Buckby d		2122			2145	
 Rugby a		2134			2159	
 Coventry a		2145			2215	
 Birmingham International a		2204			2234	
  Birmingham New St a		2216			2244	

[Menu](#)

[Notes & Symbols](#)

[Plan a Journey](#)

London Euston – Milton Keynes Central – Northampton – Birmingham New Street

	10	5	10	8	SN 1	9
London Euston d	2039	2046	2054	2056		2106
Clapham Junction d	↓		↓		2037	↓
Shepherd's Bush d					2052	
Wembley Central d	↓		↓		2108	↓
Harrow & Wealdstone d	2051		2108		2112	2118
Bushey d	2056		▼		▼	2123
 Watford Junction d	2100		2115		2120a	2127
Kings Langley d	2105		↓			2132
 Apsley d	2109		↓			2136
 Hemel Hempstead d	2112		2123			2139
 Berkhamsted d	2117		2128			2144
 Tring d	2122		2133			2149
Cheddington d	2127		▼	↓		2154
 Leighton Buzzard d	2132		2143	2125		2159
 Bletchley d	2139	↓	2150a	2132		2206
 Milton Keynes Central a	2146	2118		2137		2212
 Milton Keynes Central d		2119		2138		
 Wolverton d				2142		
 Northampton a				2154		
 Northampton d				2216		
Long Buckby d		↓		2229		
 Rugby a		2142		2242		
 Coventry a				2254		
 Birmingham International a				2313		
  Birmingham New St a				2324		

[Menu](#)


















[Notes & Symbols](#)

[Plan a Journey](#)

London Euston – Milton Keynes Central – Northampton – Birmingham New Street

SN
1

8 8 5 12 9


















London Euston d	2123	2124	2146	2150	2153	
Clapham Junction d	↓	↓		↓		2138
Shepherd's Bush d						2152
Wembley Central d		↓			↓	▼
Harrow & Wealdstone d		2136			2205	2215
Bushey d	↓	▼		↓	2210	▼
 Watford Junction d	2138	2143		2205	2213	2223a
Kings Langley d	↓	2148		↓	2218	
 Apsley d		2152			2222	
 Hemel Hempstead d		2155			2225	
 Berkhamsted d		2200			2232	
 Tring d		2205			2237	
Cheddington d	↓	▼		↓	2243	
 Leighton Buzzard d	2155	2214		2223	2248	
 Bletchley d	2202	2221	↓	2230	2255	
 Milton Keynes Central a	2207	2227	2218	2235	2300	
 Milton Keynes Central d	2208		2219	2236		
 Wolverton d	2212			2240		
 Northampton a	2225			2254		
 Northampton d				2310		
Long Buckby d			↓	2322		
 Rugby a			2242	2334		
 Coventry a				2345		
 Birmingham International a				0004		
  Birmingham New St a				0023		

Menu

Notes & Symbols

Plan a Journey

London Euston – Milton Keynes Central – Northampton – Birmingham New Street


















	5	10	AWC 1	AWC 1	SN 1	10
			FX	FO		
London Euston d	2209	2239	2300	2300		2309
Clapham Junction d	↓	↓	↓	↓	2238	↓
Shepherd's Bush d	↓	↓	↓	↓	2253	↓
Wembley Central d	↓	↓	↓	↓	▼	↓
Harrow & Wealdstone d	2221	2252	↓	↓	2317	2321
Bushey d	2226	2257	↓	↓	▼	▼
 Watford Junction d	2229	2300	2317u	2317u	2325a	2329
Kings Langley d	2234	2305	↓	↓		2334
 Apsley d	2238	2309	↓	↓		2338
 Hemel Hempstead d	2241	2312	↓	↓		2341
 Berkhamsted d	2246	2317	↓	↓		2348
 Tring d	2251	2322	↓	↓		2353
Cheddington d	▼	2327	↓	↓		2358
 Leighton Buzzard d	2301	2334	↓	↓		0003
 Bletchley d	2308	2341	↓	↓		0010
 Milton Keynes Central a	2316	2347	2358	2358		0018
 Milton Keynes Central d	2317	2348	2359	2359		0019
 Wolverton d	2321	2352	↓	↓		0023
 Northampton a	2334	0007	↓	↓		0037
 Northampton d			↓	↓		
Long Buckby d			↓	↓		
 Rugby a			0033	0053		
 Coventry a			0044	0104		
 Birmingham International a			0054	0114		
  Birmingham New St a			0104	0124		

Menu

Notes & Symbols

Plan a Journey

London Euston – Milton Keynes Central – Northampton – Birmingham New Street

	AWC 1	AWC 1	10	12	12	12
	FX	FO		TS	TF	SO
London Euston d	2330	2330	2342	0009	0039	0039
Clapham Junction d	↓	↓	↓	↓	↓	↓
Shepherd's Bush d	↓	↓	↓	↓	↓	↓
Wembley Central d	↓	↓	↓	↓	↓	↓
Harrow & Wealdstone d			2358	0021	0051	0051
Bushey d			0004	0027	0057	0057
 Watford Junction d			0007	0030	0100	0100
Kings Langley d			↓	0035	0104	0104
 Apsley d			↓	0038	0108	0108
 Hemel Hempstead d			0014	0041	0111	0111
 Berkhamsted d			0019	0046	0116	0116
 Tring d			0024	0051	0121	0121
Cheddington d			▼	0056	0126	0128
 Leighton Buzzard d			0035	0103	0133	0133
 Bletchley d	↓	↓	0042	0110	0140	0140
 Milton Keynes Central a	0027	0027	0050	0118	0145	0145
 Milton Keynes Central d	0029	0029	0050	0119	0146	0146
 Wolverton d	↓	↓	0054	0123	0150	0150
 Northampton a			0108	0137	0203	0203
 Northampton d						
Long Buckby d	↓	↓				
 Rugby a	0059	0109				
 Coventry a	0111	0120				
 Birmingham International a	0121	0131				
  Birmingham New St a	0132	0142				

[Menu](#)

[Notes & Symbols](#)

[Plan a Journey](#)

London Euston – Milton Keynes Central – Northampton – Birmingham New Street

8

TS

London Euston d	0139
Clapham Junction d	↓
Shepherd's Bush d	
Wembley Central d	
Harrow & Wealdstone d	0151
Bushey d	▼
 Watford Junction d	0158
Kings Langley d	0203
 Apsley d	0207
 Hemel Hempstead d	0210
 Berkhamsted d	0215
 Tring d	0220
Cheddington d	▼
 Leighton Buzzard d	0230
 Bletchley d	0237
 Milton Keynes Central a	0246
 Milton Keynes Central d	
 Wolverton d	
 Northampton a	
 Northampton d	
Long Buckby d	
 Rugby a	
 Coventry a	
 Birmingham International a	
  Birmingham New St a	

Menu

Notes & Symbols

Plan a Journey

London Euston – Milton Keynes Central – Northampton – Birmingham New Street

12

10

8

10

4

12


















London Euston d						
Clapham Junction d						
Shepherd's Bush d						
Wembley Central d						
Harrow & Wealdstone d						
Bushey d						
 Watford Junction d						
Kings Langley d						
 Apsley d						
 Hemel Hempstead d						
 Berkhamsted d						
 Tring d						
Cheddington d						
 Leighton Buzzard d						
 Bletchley d						
 Milton Keynes Central a						
 Milton Keynes Central d						0545
 Wolverton d						0549
 Northampton a						0601
 Northampton d	0510	0516	0543	0602	0610	0642
Long Buckby d	0522	0527	0554	0613	0622	0653
 Rugby a	0533	0542	0605	0625	0635	0704
 Coventry a	0543		0616		0645	0715
 Birmingham International a	0602		0635		0704	0734
  Birmingham New St a	0612		0645		0714	0745

Menu

Notes & Symbols

Plan a Journey

London Euston – Milton Keynes Central – Northampton – Birmingham New Street


















	SN 1	8	SN 1	5	10	5
London Euston d		0539		0609	0621	0622
Clapham Junction d	0509	↓	0539	↓	↓	↓
Shepherd's Bush d	0523	↓	0553	↓	↓	↓
Wembley Central d	▼	↓	0611	↓	↓	↓
Harrow & Wealdstone d	0541	0551	0616	0623	↓	0634
Bushey d	▼	▼	▼	0629	↓	▼
 Watford Junction d	0549a	0558	0624a	0632	0636	0641
Kings Langley d		0602		0637	↓	↓
 Apsley d		0606		0641	↓	↓
 Hemel Hempstead d		0609		0644	↓	0649
 Berkhamsted d		0614		0649	↓	0654
 Tring d		0619		0654	↓	0700a
Cheddington d		0624		0700	↓	
 Leighton Buzzard d		0629		0705	0652	
 Bletchley d		0636		0712	0659	
 Milton Keynes Central a		0641		0718	0704	
 Milton Keynes Central d		0641			0705	
 Wolverton d		0645			0709	
 Northampton a		0658			0723	
 Northampton d		0710			0740	
Long Buckby d		0722			0752	
 Rugby a		0734			0804	
 Coventry a		0745			0815	
 Birmingham International a		0803			0834	
  Birmingham New St a		0815			0846	

Menu

Notes & Symbols

Plan a Journey

London Euston – Milton Keynes Central – Northampton – Birmingham New Street

	5	10	10	SN 1	5	12
London Euston d	0636	0643			0709	0723
Clapham Junction d	↓	↓		0640	↓	↓
Shepherd's Bush d				0654		
Wembley Central d	↓	↓		0709	↓	↓
Harrow & Wealdstone d	0648			0714	0721	
Bushey d	0654			▼	0726	↓
 Watford Junction d	0657			0723a	0730	0738
Kings Langley d	0702				0735	↓
 Apsley d	0706				0739	
 Hemel Hempstead d	0709				0742	
 Berkhamsted d	0714				0747	
 Tring d	0719				0752	↓
Cheddington d	0724				0757	↓
 Leighton Buzzard d	0729				0802	0755
 Bletchley d	0736	↓			0809	0802
 Milton Keynes Central a	0742	0715			0815	0807
 Milton Keynes Central d		0716	0738			0808
 Wolverton d		↓	0742			0812
 Northampton a			0755			0826
 Northampton d			0810			0840
Long Buckby d		↓	0822			0852
 Rugby a		0739	0834			0904
 Coventry a			0845			0915
 Birmingham International a			0904			0934
  Birmingham New St a			0914			0944

Menu

Notes & Symbols

Plan a Journey

London Euston – Milton Keynes Central – Northampton – Birmingham New Street

SN
1


















5

5

10

9

8

London Euston d	0724	0739	0746	0754	0756
Clapham Junction d	↓	↓	↓	↓	0739
Shepherd's Bush d	↓	↓	↓	↓	0753
Wembley Central d	↓	↓	↓	↓	0809
Harrow & Wealdstone d	0736	0751		0806	0814
Bushey d	▼	0756		▼	▼
 Watford Junction d	0743	0800		0813	0824a
Kings Langley d	↓	0805		↓	
 Apsley d	↓	0809		↓	
 Hemel Hempstead d	0751	0812		0821	
 Berkhamsted d	0756	0817		0826	
 Tring d	0802a	0822		0832a	
Cheddington d		0827		↓	
 Leighton Buzzard d		0832			0825
 Bletchley d		0839	↓		0832
 Milton Keynes Central a		0845	0818		0837
 Milton Keynes Central d			0819		0838
 Wolverton d					0842
 Northampton a					0855
 Northampton d					0910
Long Buckby d			↓		0922
 Rugby a			0842		0934
 Coventry a					0945
 Birmingham International a					1004
  Birmingham New St a					1014

Menu

Notes & Symbols

Plan a Journey

London Euston – Milton Keynes Central – Northampton – Birmingham New Street

5


















10

9

10

10

5


















London Euston d	0809	0823	0824	0839	0846	0854
Clapham Junction d	↓	↓	↓	↓	↓	↓
Shepherd's Bush d	↓	↓	↓	↓	↓	↓
Wembley Central d	↓	↓	↓	↓	↓	↓
Harrow & Wealdstone d	0821	↓	0836	0851	↓	0906
Bushey d	0826	↓	▼	0856	↓	▼
 Watford Junction d	0830	0838	0843	0900	↓	0913
Kings Langley d	0835	↓	↓	0905	↓	↓
 Apsley d	0839	↓	↓	0909	↓	↓
 Hemel Hempstead d	0842	↓	0851	0912	↓	0921
 Berkhamsted d	0847	↓	0856	0917	↓	0926
 Tring d	0852	↓	0902a	0922	↓	0932a
Cheddington d	0857	↓	↓	0927	↓	↓
 Leighton Buzzard d	0902	0855	↓	0932	↓	↓
 Bletchley d	0909	0902	↓	0939	↓	↓
 Milton Keynes Central a	0915	0907	↓	0945	0918	↓
 Milton Keynes Central d	↓	0908	↓	↓	0919	↓
 Wolverton d	↓	0912	↓	↓	↓	↓
 Northampton a	↓	0924	↓	↓	↓	↓
 Northampton d	↓	0940	↓	↓	↓	↓
Long Buckby d	↓	0952	↓	↓	↓	↓
 Rugby a	↓	1004	↓	↓	0942	↓
 Coventry a	↓	1015	↓	↓	↓	↓
 Birmingham International a	↓	1034	↓	↓	↓	↓
  Birmingham New St a	↓	1045	↓	↓	↓	↓

Menu

Notes & Symbols

Plan a Journey

London Euston – Milton Keynes Central – Northampton – Birmingham New Street


















	8	SN 1	5	12	10	9
London Euston d	0856		0909	0923	0924	0939
Clapham Junction d		0839	↓	↓	↓	↓
Shepherd's Bush d		0854	↓	↓	↓	↓
Wembley Central d		0909	↓	↓	↓	↓
Harrow & Wealdstone d		0914	0921	↓	0936	0951
Bushey d		▼	0926	↓	▼	0956
 Watford Junction d		0922a	0930	0938	0943	1000
Kings Langley d			0935	↓	↓	1005
 Apsley d			0939	↓	↓	1009
 Hemel Hempstead d			0942	↓	0951	1012
 Berkhamsted d			0947	↓	0956	1017
 Tring d			0952	↓	1002a	1022
Cheddington d	↓		0957	↓		1027
 Leighton Buzzard d	0925		1002	0955		1032
 Bletchley d	0932		1009	1002		1039
 Milton Keynes Central a	0937		1015	1007		1045
 Milton Keynes Central d	0938			1008		
 Wolverton d	0942			1012		
 Northampton a	0955			1024		
 Northampton d	1010			1040		
Long Buckby d	1022			1052		
 Rugby a	1034			1104		
 Coventry a	1045			1115		
 Birmingham International a	1104			1134		
  Birmingham New St a	1114			1144		

[Menu](#)

[Notes & Symbols](#)

[Plan a Journey](#)

London Euston – Milton Keynes Central – Northampton – Birmingham New Street

	SN				
	10	10	8	9	12
London Euston d	0946	0954	0956	1009	1023
Clapham Junction d	↓	↓	↓	0940	↓
Shepherd's Bush d	↓	↓	↓	0954	↓
Wembley Central d	↓	↓	↓	1009	↓
Harrow & Wealdstone d	↓	1006	↓	1014	1021
Bushey d	↓	↓	↓	↓	1026
 Watford Junction d	↓	1013	↓	1022a	1030
Kings Langley d	↓	↓	↓	1035	↓
 Apsley d	↓	↓	↓	1039	↓
 Hemel Hempstead d	↓	1021	↓	1042	↓
 Berkhamsted d	↓	1026	↓	1047	↓
 Tring d	↓	1032a	↓	1052	↓
Cheddington d	↓	↓	↓	1057	↓
 Leighton Buzzard d	↓	↓	1025	1102	1055
 Bletchley d	↓	↓	1032	1109	1102
 Milton Keynes Central a	1018	↓	1037	1115	1107
 Milton Keynes Central d	1019	↓	1038	↓	1108
 Wolverton d	↓	↓	1042	↓	1112
 Northampton a	↓	↓	1055	↓	1124
 Northampton d	↓	↓	1110	↓	1140
Long Buckby d	↓	↓	1122	↓	1152
 Rugby a	1042	↓	1134	↓	1204
 Coventry a	↓	↓	1145	↓	1215
 Birmingham International a	↓	↓	1204	↓	1234
  Birmingham New St a	↓	↓	1214	↓	1244

Menu

Notes & Symbols

Plan a Journey

London Euston – Milton Keynes Central – Northampton – Birmingham New Street

SN
1


















5

5

10

10

12


















	5	5	10	10	12
London Euston d	1024	1039	1046	1054	1056
Clapham Junction d	↓	↓	↓	↓	1040
Shepherd's Bush d	↓	↓	↓	↓	1054
Wembley Central d	↓	↓	↓	↓	1109
Harrow & Wealdstone d	1036	1051	↓	1106	1114
Bushey d	▼	1056	↓	▼	▼
 Watford Junction d	1043	1100	↓	1113	1122a
Kings Langley d	↓	1105	↓	↓	
 Apsley d	↓	1109	↓	↓	
 Hemel Hempstead d	1051	1112	↓	1121	
 Berkhamsted d	1056	1117	↓	1126	
 Tring d	1102a	1122	↓	1132a	
Cheddington d		1127	↓		↓
 Leighton Buzzard d		1132	↓		1125
 Bletchley d		1139	↓		1132
 Milton Keynes Central a		1145	1118		1137
 Milton Keynes Central d			1119		1138
 Wolverton d			↓		1142
 Northampton a			↓		1155
 Northampton d			↓		1210
Long Buckby d			↓		1222
 Rugby a			1142		1234
 Coventry a					1245
 Birmingham International a					1304
  Birmingham New St a					1314

Menu

Notes & Symbols

Plan a Journey

London Euston – Milton Keynes Central – Northampton – Birmingham New Street


















	10	12	10	10	10	5
London Euston d	1109	1123	1124	1139	1146	1154
Clapham Junction d	↓	↓	↓	↓	↓	↓
Shepherd's Bush d	↓	↓	↓	↓	↓	↓
Wembley Central d	↓	↓	↓	↓	↓	↓
Harrow & Wealdstone d	1121	↓	1136	1151	↓	1206
Bushey d	1126	↓	↓	1156	↓	↓
 Watford Junction d	1130	1138	1143	1200	↓	1213
Kings Langley d	1135	↓	↓	1205	↓	↓
 Apsley d	1139	↓	↓	1209	↓	↓
 Hemel Hempstead d	1142	↓	1151	1212	↓	1221
 Berkhamsted d	1147	↓	1156	1217	↓	1226
 Tring d	1152	↓	1202a	1222	↓	1232a
Cheddington d	1157	↓	↓	1227	↓	↓
 Leighton Buzzard d	1202	1155	↓	1232	↓	↓
 Bletchley d	1209	1202	↓	1239	↓	↓
 Milton Keynes Central a	1215	1207	↓	1245	1218	↓
 Milton Keynes Central d	↓	1208	↓	↓	1219	↓
 Wolverton d	↓	1212	↓	↓	↓	↓
 Northampton a	↓	1224	↓	↓	↓	↓
 Northampton d	↓	1240	↓	↓	↓	↓
Long Buckby d	↓	1252	↓	↓	↓	↓
 Rugby a	↓	1304	↓	↓	1242	↓
 Coventry a	↓	1315	↓	↓	↓	↓
 Birmingham International a	↓	1334	↓	↓	↓	↓
  Birmingham New St a	↓	1344	↓	↓	↓	↓

Menu

Notes & Symbols

Plan a Journey

London Euston – Milton Keynes Central – Northampton – Birmingham New Street


















	10	SN 1	5	10	9	10
London Euston d	1156		1209	1223	1224	1239
Clapham Junction d		1140	↓	↓	↓	↓
Shepherd's Bush d		1156				
Wembley Central d		1211	↓	↓	↓	↓
Harrow & Wealdstone d		1216	1221		1236	1251
Bushey d		▼	1226	↓	▼	1256
 Watford Junction d		1224a	1230	1238	1243	1300
Kings Langley d			1235	↓		1305
 Apsley d			1239		↓	1309
 Hemel Hempstead d			1242		1251	1312
 Berkhamsted d			1247		1256	1317
 Tring d			1252		1302a	1322
Cheddington d	↓		1257	↓		1327
 Leighton Buzzard d	1225		1302	1255		1332
 Bletchley d	1232		1309	1302		1339
 Milton Keynes Central a	1237		1315	1307		1345
 Milton Keynes Central d	1238			1308		
 Wolverton d	1242			1312		
 Northampton a	1255			1324		
 Northampton d	1310			1340		
Long Buckby d	1322			1352		
 Rugby a	1334			1404		
 Coventry a	1345			1415		
 Birmingham International a	1404			1434		
  Birmingham New St a	1414			1445		

Menu

Notes & Symbols

Plan a Journey

London Euston – Milton Keynes Central – Northampton – Birmingham New Street

	10	9	12	SN 1	10	12
London Euston d	1246	1254	1256		1309	1323
Clapham Junction d	↓	↓	↓	1240	↓	↓
Shepherd's Bush d	↓	↓	↓	1255	↓	↓
Wembley Central d	↓	↓	↓	1309	↓	↓
Harrow & Wealdstone d	↓	1306	↓	1314	1321	↓
Bushey d	↓	↓	↓	↓	1326	↓
 Watford Junction d	↓	1313	↓	1322a	1330	1338
Kings Langley d	↓	↓	↓		1335	↓
 Apsley d	↓	↓	↓		1339	↓
 Hemel Hempstead d	↓	1321	↓		1342	↓
 Berkhamsted d	↓	1326	↓		1347	↓
 Tring d	↓	1332a	↓		1352	↓
Cheddington d	↓	↓	↓		1357	↓
 Leighton Buzzard d	↓	↓	1325		1402	1355
 Bletchley d	↓	↓	1332		1409	1402
 Milton Keynes Central a	↓	1318	1337		1415	1407
 Milton Keynes Central d	↓	1319	1338			1408
 Wolverton d	↓	↓	1342			1412
 Northampton a	↓	↓	1356			1424
 Northampton d	↓	↓	1410			1440
Long Buckby d	↓	↓	1422			1452
 Rugby a	↓	1342	1434			1504
 Coventry a	↓	↓	1445			1515
 Birmingham International a	↓	↓	1504			1534
  Birmingham New St a	↓	↓	1514			1545

Menu

Notes & Symbols

Plan a Journey

London Euston – Milton Keynes Central – Northampton – Birmingham New Street

SN
1


















5

5

10

10

10


















London Euston d	1324	1339	1346	1354	1356
Clapham Junction d	↓	↓	↓	↓	1340
Shepherd's Bush d	↓	↓	↓	↓	1355
Wembley Central d	↓	↓	↓	↓	1409
Harrow & Wealdstone d	1336	1351		1406	1414
Bushey d	▼	1356		▼	▼
 Watford Junction d	1343	1400		1413	1422a
Kings Langley d	↓	1405		↓	
 Apsley d	↓	1409		↓	
 Hemel Hempstead d	1351	1412		1421	
 Berkhamsted d	1356	1417		1426	
 Tring d	1402a	1422		1432a	
Cheddington d		1427			↓
 Leighton Buzzard d		1432			1425
 Bletchley d		1439	↓		1432
 Milton Keynes Central a		1445	1418		1437
 Milton Keynes Central d			1419		1438
 Wolverton d					1442
 Northampton a					1455
 Northampton d					1510
Long Buckby d			↓		1522
 Rugby a			1442		1534
 Coventry a					1545
 Birmingham International a					1604
  Birmingham New St a					1614

Menu

Notes & Symbols


















Plan a Journey

London Euston – Milton Keynes Central – Northampton – Birmingham New Street

	9	12	10	9	10	5
London Euston d	1409	1423	1424	1439	1446	1454
Clapham Junction d	↓	↓	↓	↓	↓	↓
Shepherd's Bush d	↓	↓	↓	↓	↓	↓
Wembley Central d	↓	↓	↓	↓	↓	↓
Harrow & Wealdstone d	1421	↓	1436	1451	↓	1506
Bushey d	1426	↓	↓	1456	↓	↓
 Watford Junction d	1430	1438	1443	1500	↓	1513
Kings Langley d	1435	↓	↓	1505	↓	↓
 Apsley d	1439	↓	↓	1509	↓	↓
 Hemel Hempstead d	1442	↓	1451	1512	↓	1521
 Berkhamsted d	1447	↓	1456	1517	↓	1526
 Tring d	1452	↓	1502a	1522	↓	1532a
Cheddington d	1457	↓	↓	1527	↓	↓
 Leighton Buzzard d	1502	1455	↓	1532	↓	↓
 Bletchley d	1509	1502	↓	1539	↓	↓
 Milton Keynes Central a	1515	1507	↓	1545	1518	↓
 Milton Keynes Central d	↓	1508	↓	↓	1519	↓
 Wolverton d	↓	1512	↓	↓	↓	↓
 Northampton a	↓	1524	↓	↓	↓	↓
 Northampton d	↓	1540	↓	↓	↓	↓
Long Buckby d	↓	1552	↓	↓	↓	↓
 Rugby a	↓	1604	↓	↓	1542	↓
 Coventry a	↓	1615	↓	↓	↓	↓
 Birmingham International a	↓	1634	↓	↓	↓	↓
  Birmingham New St a	↓	1644	↓	↓	↓	↓

[Menu](#)
[Notes & Symbols](#)
[Plan a Journey](#)

London Euston – Milton Keynes Central – Northampton – Birmingham New Street


















	12	SN 1	5	8	10	10
London Euston d	1456		1509	1523	1524	1539
Clapham Junction d		1440				
Shepherd's Bush d		1454				
Wembley Central d		1509	↓		↓	↓
Harrow & Wealdstone d		1514	1521		1536	1551
Bushey d		▼	1526	↓	▼	1556
 Watford Junction d		1523a	1530	1538	1543	1600
Kings Langley d			1535		↓	1605
 Apsley d			1539		↓	1609
 Hemel Hempstead d			1542		1551	1612
 Berkhamsted d			1547		1556	1617
 Tring d			1552		1602a	1622
Cheddington d	↓		1557	↓		1627
 Leighton Buzzard d	1525		1602	1555		1632
 Bletchley d	1532		1609	1602		1639
 Milton Keynes Central a	1537		1615	1607		1645
 Milton Keynes Central d	1538			1608		
 Wolverton d	1542			1612		
 Northampton a	1555			1624		
 Northampton d	1610			1640		
Long Buckby d	1622			1652		
 Rugby a	1634			1704		
 Coventry a	1645			1715		
 Birmingham International a	1704			1734		
  Birmingham New St a	1714			1744		

Menu

Notes & Symbols

Plan a Journey

London Euston – Milton Keynes Central – Northampton – Birmingham New Street

	5	10	12	SN 1	10	12
London Euston d	1546	1554	1556		1609	1623
Clapham Junction d		↓		1540	↓	
Shepherd's Bush d				1554		
Wembley Central d		↓		1609	↓	
Harrow & Wealdstone d		1606		1614	1621	
Bushey d		▼		▼	1626	↓
 Watford Junction d		1613		1624a	1630	1638
Kings Langley d		↓			1635	
 Apsley d		↓			1639	
 Hemel Hempstead d		1621			1642	
 Berkhamsted d		1626			1647	
 Tring d		1632a			1652	
Cheddington d			↓		1657	↓
 Leighton Buzzard d			1625		1702	1655
 Bletchley d		↓	1632		1709	1702
 Milton Keynes Central a	1618		1637		1715	1707
 Milton Keynes Central d	1619		1638			1708
 Wolverton d			1642			1712
 Northampton a			1655			1725
 Northampton d			1710			1740
Long Buckby d		↓	1722			1752
 Rugby a	1642		1734			1804
 Coventry a			1745			1815
 Birmingham International a			1804			1834
  Birmingham New St a			1814			1844

Menu


















Notes & Symbols

Plan a Journey

London Euston – Milton Keynes Central – Northampton – Birmingham New Street

SN
1

5 10 10 9 12

London Euston d	1624	1639	1646	1654	1656	
Clapham Junction d	↓	↓	↓	↓	↓	1640
Shepherd's Bush d	↓	↓	↓	↓	↓	1654
Wembley Central d	↓	↓	↓	↓	↓	1709
Harrow & Wealdstone d	1636	1651		1706		1714
Bushey d	▼	1656		▼		▼
 Watford Junction d	1643	1700		1713		1722a
Kings Langley d	↓	1705		↓		
 Apsley d	↓	1709		↓		
 Hemel Hempstead d	1651	1712		1721		
 Berkhamsted d	1656	1717		1726		
 Tring d	1702a	1722		1732a		
Cheddington d		1727			↓	
 Leighton Buzzard d		1732				1725
 Bletchley d		1739	↓			1732
 Milton Keynes Central a		1745	1718			1737
 Milton Keynes Central d			1719			1738
 Wolverton d						1742
 Northampton a						1755
 Northampton d						1810
Long Buckby d			↓			1822
 Rugby a			1742			1834
 Coventry a						1845
 Birmingham International a						1904
  Birmingham New St a						1914

Menu

Notes & Symbols

Plan a Journey

London Euston – Milton Keynes Central – Northampton – Birmingham New Street

10


















10

9

10

10

5


















London Euston d	1709	1723	1724	1739	1746	1754
Clapham Junction d	↓	↓	↓	↓	↓	↓
Shepherd's Bush d	↓	↓	↓	↓	↓	↓
Wembley Central d	↓	↓	↓	↓	↓	↓
Harrow & Wealdstone d	1721	↓	1736	1751	↓	1806
Bushey d	1726	↓	▼	1756	↓	▼
 Watford Junction d	1730	1738	1743	1800	↓	1813
Kings Langley d	1735	↓	↓	1805	↓	↓
 Apsley d	1739	↓	↓	1809	↓	↓
 Hemel Hempstead d	1742	↓	1751	1812	↓	1821
 Berkhamsted d	1747	↓	1756	1817	↓	1826
 Tring d	1752	↓	1802a	1822	↓	1832a
Cheddington d	1757	↓	↓	1827	↓	↓
 Leighton Buzzard d	1802	1755	↓	1832	↓	↓
 Bletchley d	1809	1802	↓	1839	↓	↓
 Milton Keynes Central a	1815	1807	↓	1845	1818	↓
 Milton Keynes Central d	↓	1808	↓	↓	1819	↓
 Wolverton d	↓	1812	↓	↓	↓	↓
 Northampton a	↓	1825	↓	↓	↓	↓
 Northampton d	↓	1840	↓	↓	↓	↓
Long Buckby d	↓	1852	↓	↓	↓	↓
 Rugby a	↓	1904	↓	↓	1842	↓
 Coventry a	↓	1915	↓	↓	↓	↓
 Birmingham International a	↓	1934	↓	↓	↓	↓
  Birmingham New St a	↓	1944	↓	↓	↓	↓

Menu

Notes & Symbols

Plan a Journey

London Euston – Milton Keynes Central – Northampton – Birmingham New Street


















	SN				
	1				
	10	5	10	12	9
London Euston d	1756	1809	1822	1823	1839
Clapham Junction d	1740	↓	↓	↓	↓
Shepherd's Bush d	1754	↓	↓	↓	↓
Wembley Central d	1809	↓	↓	↓	↓
Harrow & Wealdstone d	1814	1821	1834	↓	1851
Bushey d	▼	1826	▼	↓	1856
 Watford Junction d	1822a	1830	1841	1838	1900
Kings Langley d		1835	↓	↓	1905
 Apsley d		1839	↓	↓	1909
 Hemel Hempstead d		1842	1849	↓	1912
 Berkhamsted d		1847	1854	↓	1917
 Tring d		1852	1900a	↓	1922
Cheddington d	↓	1857		↓	1927
 Leighton Buzzard d	1825	1902		1855	1932
 Bletchley d	1832	1909		1902	1939
 Milton Keynes Central a	1837	1915		1907	1945
 Milton Keynes Central d	1838			1908	
 Wolverton d	1842			1912	
 Northampton a	1855			1925	
 Northampton d	1910			1940	
Long Buckby d	1922			1952	
 Rugby a	1934			2004	
 Coventry a	1945			2015	
 Birmingham International a	2004			2034	
  Birmingham New St a	2014			2044	

Menu

Notes & Symbols

Plan a Journey

London Euston – Milton Keynes Central – Northampton – Birmingham New Street


















	10	10	12	SN 1	9	5
London Euston d	1846	1854	1856		1909	1919
Clapham Junction d		↓		1840	↓	↓
Shepherd's Bush d				1854		
Wembley Central d		↓		1909		↓
Harrow & Wealdstone d		1906		1914	↓	1931
Bushey d		▼		▼	1923	▼
 Watford Junction d		1913		1922a	1926	1938
Kings Langley d		↓			1931	▼
 Apsley d		↓			▼	1944
 Hemel Hempstead d		1921			1936	1947
 Berkhamsted d		1926			1941	1952
 Tring d		1932a			1946	1957
Cheddington d			↓		1951	2003
 Leighton Buzzard d			1925		1956	↓
 Bletchley d		↓	1932		2003a	↓
 Milton Keynes Central a	1918		1937			2018
 Milton Keynes Central d	1919		1938			
 Wolverton d			1942			
 Northampton a			1955			
 Northampton d			2010			
Long Buckby d		↓	2022			
 Rugby a	1942		2034			
 Coventry a			2045			
 Birmingham International a			2104			
  Birmingham New St a			2114			

[Menu](#)

[Notes & Symbols](#)

[Plan a Journey](#)

London Euston – Milton Keynes Central – Northampton – Birmingham New Street


















	10	5	10	8	SN 1	10
London Euston d	1920	1939	1940	1946		2003
Clapham Junction d					1936	
Shepherd's Bush d					1950	
Wembley Central d		▼			▼	
Harrow & Wealdstone d		1951			2008	
Bushey d	▼	▼			▼	▼
 Watford Junction d	1935	1958			2016a	2020
Kings Langley d		2003				▼
 Apsley d		2007				▼
 Hemel Hempstead d		2010				2027
 Berkhamsted d		2015				▼
 Tring d		2020				▼
Cheddington d	▼	2025		▼		▼
 Leighton Buzzard d	1952	2030		2018		▼
 Bletchley d	1959	2037	▼	2025		2047
 Milton Keynes Central a	2007	2045	2022	2031		2052
 Milton Keynes Central d	2008	2045	2024	2032		2052
 Wolverton d	2012	▼		2036		2056
 Northampton a	2025	2103		2052		2110
 Northampton d	2040			2103		
Long Buckby d	2052		▼	2114		
 Rugby a	2104		2048	2125		
 Coventry a	2115			2135		
 Birmingham International a	2134			2154		
  Birmingham New St a	2148			2202		

Menu

Notes & Symbols

Plan a Journey

London Euston – Milton Keynes Central – Northampton – Birmingham New Street


















	12	10	10	10	SN 1	8
London Euston d	2021	2035	2039	2109		2127
Clapham Junction d	↓	↓	↓	↓	2051	↓
Shepherd's Bush d	↓	↓	↓	↓	2107	↓
Wembley Central d	↓	↓	↓	↓	2123	↓
Harrow & Wealdstone d	↓	↓	↓	↓	2121 2128	↓
Bushey d	↓	↓	↓	↓	↓	↓
 Watford Junction d	2037	2050	2054	2128	2136a	2144
Kings Langley d	↓	↓	2059	2132		↓
 Apsley d	↓	↓	2103	2136		↓
 Hemel Hempstead d	↓	↓	2106	2139		2152
 Berkhamsted d	2047	↓	2111	2144		2157
 Tring d	↓	↓	2116	2149		2202
Cheddington d	↓	↓	2121	▼		▼
 Leighton Buzzard d	2058	↓	2128	2158		2212
 Bletchley d	▼	↓	2135	2205		2219
 Milton Keynes Central a	2108	2122	2140	2213		2228
 Milton Keynes Central d	2109	2122	2141	2213		2228
 Wolverton d	2113	↓	▼	2217		2232
 Northampton a	2126	↓	2156	2230		2245
 Northampton d	2140	↓	2208	2231		2254
Long Buckby d	2152	↓	2219	2242		2305
 Rugby a	2204	2146	2230	2253		2316
 Coventry a	2215	↓	2240	2304		2327
 Birmingham International a	2233	↓	2259	2314		2345
  Birmingham New St a	2243	↓	2308	2325		0003

Menu

Notes & Symbols

Plan a Journey

London Euston – Milton Keynes Central – Northampton – Birmingham New Street




















		SN 1				SN 1
	10		12	12	12	
London Euston d	2149		2210	2221	2237	
Clapham Junction d	↓	2139	↓	↓	↓	2239
Shepherd's Bush d		2153				2253
Wembley Central d	↓	2208	↓	↓	↓	2307
Harrow & Wealdstone d	2201	2213	2222	2233	2249	2311
Bushey d	▼	▼	▼	2238	▼	▼
 Watford Junction d	2208	2221a	2229	2241	2257	2319a
Kings Langley d	2213		↓	2246	2302	
 Apsley d	2216		↓	2249	2306	
 Hemel Hempstead d	2219		2236	2252	2309	
 Berkhamsted d	2224		2241	2257	2314	
 Tring d	2229		2246	2302	2319	
Cheddington d	2235		2252	2308	2324	
 Leighton Buzzard d	2242		2259	2315	2331	
 Bletchley d	2253		2306	2321	2338	
 Milton Keynes Central a	2257		2314	2329	2346	
 Milton Keynes Central d	2257		2314	2330	2347	
 Wolverton d	2301		2318	2334	2351	
 Northampton a	2314		2332	2348	0005	
 Northampton d						
Long Buckby d						
 Rugby a						
 Coventry a						
 Birmingham International a						
  Birmingham New St a						

Menu

Notes & Symbols

Plan a Journey

London Euston – Milton Keynes Central – Northampton – Birmingham New Street

	10	10	12	10		
London Euston d	2309	2330	2353	0009	0200	0200
Clapham Junction d	↓	↓	↓	↓	↓	↓
Shepherd's Bush d	↓	↓	↓	↓	↓	↓
Wembley Central d	↓	↓	↓	↓	↓	↓
Harrow & Wealdstone d	2321	2342	0005	0021	↓	↓
Bushey d	▼	2347	▼	0026	↓	↓
 Watford Junction d	2328	2350	0012	0029	0250	↓
Kings Langley d	↓	2355	0017	0034	↓	↓
 Apsley d	↓	2359	0021	0038	↓	↓
 Hemel Hempstead d	2335	0003	0024	0041	↓	0300
 Berkhamsted d	2340	0008	0031	0046	↓	↓
 Tring d	2345	0013	0036	0051	↓	↓
Cheddington d	▼	0018	▼	0056	↓	↓
 Leighton Buzzard d	2356	0025	0044	0103	↓	↓
 Bletchley d	0003	0032	0055	0110	↓	↓
 Milton Keynes Central a	0011	0040	0059	0118	0400	0400
 Milton Keynes Central d	0011	0040	0100	0119		
 Wolverton d	0015	0044	0104	0123		
 Northampton a	0030	0058	0117	0137		
 Northampton d						
Long Buckby d						
 Rugby a						
 Coventry a						
 Birmingham International a						
  Birmingham New St a						

Menu

Notes & Symbols

Plan a Journey

London Euston – Milton Keynes Central – Northampton – Birmingham New Street



London Euston d	0200	0200	0200
Clapham Junction d	↓	↓	↓
Shepherd's Bush d			
Wembley Central d		↓	↓
Harrow & Wealdstone d		0235	0235
Bushey d	↓	↓	↓
Watford Junction d	0250	0255	0255
Kings Langley d	↓	↓	0310
Apsley d	↓		0320
Hemel Hempstead d	0315	↓	0325
Berkhamsted d		0320	0335
Tring d		↓	0350
Cheddington d	↓		0410
Leighton Buzzard d	0351	↓	0430
Bletchley d	0416	↓	0455
Milton Keynes Central a	0431	0410	0510
Milton Keynes Central d			
Wolverton d			
Northampton a			
Northampton d			
Long Buckby d			
Rugby a			
Coventry a			
Birmingham International a			
Birmingham New St a			

Menu

Notes & Symbols

Plan a Journey

London Euston – Milton Keynes Central – Northampton – Birmingham New Street

8


















4

8

10


















8

8

London Euston d		0655	0724	0751		0825
Clapham Junction d		↓	↓	↓		↓
Shepherd's Bush d						
Wembley Central d		↓	↓			↓
Harrow & Wealdstone d		0707	0736			0838
Bushey d		0712	0741	↓		0843
 Watford Junction d		0715	0744	0807		0846
Kings Langley d		0720	↓	0812		↓
 Apsley d		0724	↓	0815		↓
 Hemel Hempstead d		0727	0752	0818		0854
 Berkhamsted d		0732	0757	0823		0859
 Tring d		0737	0802	↓		0904
Cheddington d		0742	0807	↓		0909
 Leighton Buzzard d		0749	0814	0837		0916
 Bletchley d		0756	0820	0843		0922
 Milton Keynes Central a		0804	0828	0851		0928
 Milton Keynes Central d		0804	0829	0852		0929
 Wolverton d		0808	0833	0856		0933
 Northampton a		0822	0847	0910		0946
 Northampton d			0906	0927	0935	0959
Long Buckby d			0917	0938	0947	1010
 Rugby a	0857		0928	0951	0958	1022
 Coventry a	0908		0938		1008	1033
 Birmingham International a	0922		0957		1027	1052
  Birmingham New St a	0940		1008		1044	1103

[Menu](#)
[Notes & Symbols](#)
[Plan a Journey](#)


















London Euston – Milton Keynes Central – Northampton – Birmingham New Street

	SN		SN	
	5	12	12	5
London Euston d	0853		0925	0956
Clapham Junction d	0814	↓	0910	↓
Shepherd's Bush d	0828		0924	
Wembley Central d	0844		0941	
Harrow & Wealdstone d	0849		0937	0946
Bushey d	▼	↓	0942	▼
 Watford Junction d	0857a	0911	0945	0954a
Kings Langley d	0916		1016	
 Apsley d	0920		1020	
 Hemel Hempstead d	0923		0953	1023
 Berkhamsted d	0928		0958	1028
 Tring d		↓	1003	↓
Cheddington d		↓	1008	↓
 Leighton Buzzard d	0941		1015	1042
 Bletchley d	0948		1021	1049
 Milton Keynes Central a	0956		1029	1057
 Milton Keynes Central d	0956		1030	1057
 Wolverton d	1000		1034	1101
 Northampton a	1015		1047	1115
 Northampton d	1028	1043	1100	1129
Long Buckby d	1039	1054	1111	▼
 Rugby a	1051	1105	1123	1151
 Coventry a		1115	1134	
 Birmingham International a		1134	1153	
  Birmingham New St a		1144	1204	

[Menu](#)
[Notes & Symbols](#)
[Plan a Journey](#)


















London Euston – Milton Keynes Central – Northampton – Birmingham New Street

SN

	8	12	10	10	12
London Euston d		1024		1052	1124
Clapham Junction d		↓	1016	↓	↓
Shepherd's Bush d			1031		
Wembley Central d		↓	1045	↓	↓
Harrow & Wealdstone d		1036	1050	1107	1136
Bushey d		1041	▼	▼	1141
 Watford Junction d		1044	1058a	1114	1144
Kings Langley d		↓		1118	↓
 Apsley d		↓		1122	↓
 Hemel Hempstead d		1052		1125	1152
 Berkhamsted d		1057		1130	1157
 Tring d		1102		↓	1204
Cheddington d		1107		↓	1209
 Leighton Buzzard d		1114		1144	1214
 Bletchley d		1120		1151	1220
 Milton Keynes Central a		1128		1159	1225
 Milton Keynes Central d		1129		1159	1226
 Wolverton d		1133		1203	1230
 Northampton a		1146		1217	1244
 Northampton d	1140	1159		1219	1240
Long Buckby d	1151	1210		1230	1251
 Rugby a	1203	1222		1242	1303
 Coventry a	1215	1233			1315
 Birmingham International a	1234	1252			1334
  Birmingham New St a	1244	1304			1344

[Menu](#)
[Notes & Symbols](#)
[Plan a Journey](#)


















London Euston – Milton Keynes Central – Northampton – Birmingham New Street

	SN				SN
		10	10	10	10
London Euston d		1155	1221	1222	1245
Clapham Junction d	1116	↓	↓	↓	1205
Shepherd's Bush d	1132	↓	↓	↓	1219
Wembley Central d	1145	↓	↓	↓	1235
Harrow & Wealdstone d	1150	1208	1234	↓	1240
Bushey d	▼	1213	1239	↓	▼
 Watford Junction d	1158a	1216	1242	1237	1248a
Kings Langley d	1221	1247	↓		
 Apsley d	1225	1251	↓		
 Hemel Hempstead d	1228	1254	↓		
 Berkhamsted d	1233	1259	↓		
 Tring d	1239	1306	↓		
Cheddington d	1244	1312	↓		
 Leighton Buzzard d	1249	1317	1253	↓	
 Bletchley d	1256	1323	1300	↓	
 Milton Keynes Central a	1301	1329	1305	1318	
 Milton Keynes Central d	1301		1306	1319	
 Wolverton d	1305		1311	↓	
 Northampton a	1319		1324	↓	
 Northampton d			1340	↓	
Long Buckby d			1352	↓	
 Rugby a			1404	1342	
 Coventry a			1415		
 Birmingham International a			1434		
  Birmingham New St a			1445		

[Menu](#)
[Notes & Symbols](#)
[Plan a Journey](#)

London Euston – Milton Keynes Central – Northampton – Birmingham New Street


















SN

	10	12	8	12	10
London Euston d	1252	1256	1321	1322	1345
Clapham Junction d	↓		↓	↓	1305
Shepherd's Bush d			↓		1319
Wembley Central d	↓		↓		1335
Harrow & Wealdstone d	1304		1334	↓	1340
Bushey d	1309		1339	↓	▼
 Watford Junction d	1312		1342	1337	1348a
Kings Langley d	1317		1347	↓	
 Apsley d	1321		1351		
 Hemel Hempstead d	1324		1354		
 Berkhamsted d	1329		1359		
 Tring d	1336		1406	↓	
Cheddington d	1342	↓	1412	↓	
 Leighton Buzzard d	1347	1324	1417	1353	
 Bletchley d	1353	1331	1423	1400	↓
 Milton Keynes Central a	1359	1337	1429	1405	1418
 Milton Keynes Central d		1338		1406	1419
 Wolverton d		1342		1411	↓
 Northampton a		1354		1425	
 Northampton d		1409		1440	↓
Long Buckby d		1420		1451	↓
 Rugby a		1432		1503	1442
 Coventry a		1442		1515	
 Birmingham International a		1501		1534	
  Birmingham New St a		1513		1545	

[Menu](#)
[Notes & Symbols](#)
[Plan a Journey](#)

London Euston – Milton Keynes Central – Northampton – Birmingham New Street

SN

	10	12	10	10	10
London Euston d	1352	1356	1421	1422	1445
Clapham Junction d	↓		↓	↓	1405
Shepherd's Bush d			↓		1419
Wembley Central d	↓		↓		1435
Harrow & Wealdstone d	1404		1434	↓	1440
Bushey d	1409		1439	↓	▼
 Watford Junction d	1412		1442	1437	1448a
Kings Langley d	1417		1447	↓	
 Apsley d	1421		1451		
 Hemel Hempstead d	1424		1454		
 Berkhamsted d	1429		1459		
 Tring d	1436		1506	↓	
Cheddington d	1442	↓	1512	↓	
 Leighton Buzzard d	1447	1424	1517	1453	
 Bletchley d	1453	1431	1523	1500	↓
 Milton Keynes Central a	1459	1437	1529	1505	1518
 Milton Keynes Central d		1438		1506	1519
 Wolverton d		1442		1511	↓
 Northampton a		1454		1524	
 Northampton d		1509		1540	↓
Long Buckby d		1520		1551	↓
 Rugby a		1532		1603	1542
 Coventry a		1542		1615	
 Birmingham International a		1601		1634	
  Birmingham New St a		1613		1645	

[Menu](#)
[Notes & Symbols](#)
[Plan a Journey](#)

London Euston – Milton Keynes Central – Northampton – Birmingham New Street

SN


















8

12

10

10


















10

London Euston d	1452	1456	1521	1522	1545
Clapham Junction d	↓		↓	↓	1505
Shepherd's Bush d			↓	↓	1519
Wembley Central d	↓		↓	↓	1535
Harrow & Wealdstone d	1504		1534	↓	1540
Bushey d	1509		1539	↓	▼
 Watford Junction d	1512		1542	1537	1548a
Kings Langley d	1517		1547	↓	
 Apsley d	1521		1551	↓	
 Hemel Hempstead d	1524		1554	↓	
 Berkhamsted d	1529		1559	↓	
 Tring d	1536		1606	↓	
Cheddington d	1542	↓	1612	↓	
 Leighton Buzzard d	1547	1524	1617	1553	
 Bletchley d	1553	1531	1623	1600	↓
 Milton Keynes Central a	1559	1537	1629	1605	1618
 Milton Keynes Central d		1538		1606	1619
 Wolverton d		1542		1611	↓
 Northampton a		1554		1624	
 Northampton d		1609		1640	↓
Long Buckby d		1620		1651	↓
 Rugby a		1632		1703	1642
 Coventry a		1642		1715	
 Birmingham International a		1701		1734	
  Birmingham New St a		1713		1744	

[Menu](#)
[Notes & Symbols](#)
[Plan a Journey](#)

London Euston – Milton Keynes Central – Northampton – Birmingham New Street
















SN

	10	8	8	12	10
London Euston d	1552	1556	1621	1622	1645
Clapham Junction d	↓		↓	↓	1605
Shepherd's Bush d			↓		1619
Wembley Central d	↓		↓		1635
Harrow & Wealdstone d	1604		1634	↓	1640
Bushey d	1609		1639	↓	▼
 Watford Junction d	1612		1642	1637	1648a
Kings Langley d	1617		1647	↓	
 Apsley d	1621		1651		
 Hemel Hempstead d	1624		1654		
 Berkhamsted d	1629		1659		
 Tring d	1636		1706	↓	
Cheddington d	1642	↓	1712	↓	
 Leighton Buzzard d	1647	1624	1717	1653	
 Bletchley d	1653	1631	1723	1700	↓
 Milton Keynes Central a	1659	1637	1729	1705	1718
 Milton Keynes Central d		1638		1706	1719
 Wolverton d		1642		1711	↓
 Northampton a		1654		1724	
 Northampton d		1709		1740	↓
Long Buckby d		1720		1751	↓
 Rugby a		1732		1803	1742
 Coventry a		1742		1815	
 Birmingham International a		1801		1834	
  Birmingham New St a		1813		1845	

[Menu](#)
[Notes & Symbols](#)
[Plan a Journey](#)

London Euston – Milton Keynes Central – Northampton – Birmingham New Street

SN

	10	10	10	12	10
London Euston d	1652	1656	1721	1722	1745
Clapham Junction d	↓		↓	↓	1705
Shepherd's Bush d			↓		1719
Wembley Central d	↓		↓		1735
Harrow & Wealdstone d	1704		1734	↓	1740
Bushey d	1709		1739	↓	▼
 Watford Junction d	1712		1742	1737	1748a
Kings Langley d	1717		1747	↓	
 Apsley d	1721		1751		
 Hemel Hempstead d	1724		1754		
 Berkhamsted d	1729		1759		
 Tring d	1736		1806	↓	
Cheddington d	1742	↓	1812	↓	
 Leighton Buzzard d	1747	1724	1817	1753	
 Bletchley d	1753	1731	1823	1800	↓
 Milton Keynes Central a	1759	1737	1829	1805	1818
 Milton Keynes Central d		1738		1806	1819
 Wolverton d		1742		1811	↓
 Northampton a		1754		1824	
 Northampton d		1809		1840	↓
Long Buckby d		1820		1851	↓
 Rugby a		1832		1903	1842
 Coventry a		1842		1915	
 Birmingham International a		1901		1934	
  Birmingham New St a		1914		1945	

[Menu](#)
[Notes & Symbols](#)
[Plan a Journey](#)

London Euston – Milton Keynes Central – Northampton – Birmingham New Street

SN


















8

10

10

12


















10

London Euston d	1752	1756	1821	1822	1845	
Clapham Junction d	↓		↓	↓		1806
Shepherd's Bush d			↓	↓		1820
Wembley Central d	↓		↓	↓		1835
Harrow & Wealdstone d	1804		1834	↓		1840
Bushey d	1809		1839	↓		▼
 Watford Junction d	1812		1842	1837		1848a
Kings Langley d	1817		1847	↓		
 Apsley d	1821		1851	↓		
 Hemel Hempstead d	1824		1854	↓		
 Berkhamsted d	1829		1859	↓		
 Tring d	1836		1904	↓		
Cheddington d	1842	↓	1912	↓		
 Leighton Buzzard d	1847	1824	1917	1853		
 Bletchley d	1853	1831	1923	1900	↓	
 Milton Keynes Central a	1859	1837	1929	1905	1918	
 Milton Keynes Central d		1838		1906	1919	
 Wolverton d		1842		1911	↓	
 Northampton a		1854		1924	↓	
 Northampton d		1909		1940	↓	
Long Buckby d		1920		1951	↓	
 Rugby a		1932		2003	1942	
 Coventry a		1942		2015		
 Birmingham International a		2001		2034		
  Birmingham New St a		2013		2044		

[Menu](#)
[Notes & Symbols](#)
[Plan a Journey](#)

London Euston – Milton Keynes Central – Northampton – Birmingham New Street

SN

	10	12	8	12	10
London Euston d	1852	1856	1921	1922	1945
Clapham Junction d	↓		↓	↓	1906
Shepherd's Bush d			↓		1920
Wembley Central d	↓		↓		1935
Harrow & Wealdstone d	1904		1934	↓	1940
Bushey d	1909		1939	↓	▼
 Watford Junction d	1912		1942	1937	1948a
Kings Langley d	1917		1947	↓	
 Apsley d	1921		1951		
 Hemel Hempstead d	1924		1954		
 Berkhamsted d	1929		1959		
 Tring d	1936		2006	↓	
Cheddington d	1942	↓	2012	↓	
 Leighton Buzzard d	1947	1924	2017	1953	
 Bletchley d	1953	1931	2023	2000	↓
 Milton Keynes Central a	1959	1937	2029	2005	2018
 Milton Keynes Central d		1938		2006	2019
 Wolverton d		1942		2011	↓
 Northampton a		1954		2024	
 Northampton d		2009		2040	↓
Long Buckby d		2020		2051	↓
 Rugby a		2032		2103	2042
 Coventry a		2043		2114	
 Birmingham International a		2101		2133	
  Birmingham New St a		2113		2142	

[Menu](#)
[Notes & Symbols](#)
[Plan a Journey](#)

London Euston – Milton Keynes Central – Northampton – Birmingham New Street

SN


















10

10

5

12

10

	10	10	5	12	10
London Euston d	1952	1956	2010	2020	2039
Clapham Junction d	↓		↓		2005
Shepherd's Bush d	↓		↓		2019
Wembley Central d	↓		↓		2035
Harrow & Wealdstone d	2004		2022		2040
Bushey d	2009		2027	↓	↓
 Watford Junction d	2012		2030	2035	2048a 2054
Kings Langley d	2017		2035	↓	↓
 Apsley d	2021		2039		↓
 Hemel Hempstead d	2024		2042		2102
 Berkhamsted d	2029		2047		2107
 Tring d	2036		2054	↓	2112
Cheddington d	2042	↓	2059	↓	↓
 Leighton Buzzard d	2047	2024	↓	2052	↓
 Bletchley d	2055a	2031	↓	2100	↓
 Milton Keynes Central a		2037	2117	2105	2134
 Milton Keynes Central d		2038		2106	
 Wolverton d		2042		2110	
 Northampton a		2054		2123	
 Northampton d		2059		2131	
Long Buckby d		2110		2142	
 Rugby a		2121		2153	
 Coventry a		2135		2205	
 Birmingham International a		2153		2223	
  Birmingham New St a		2205		2234	

[Menu](#)
[Notes & Symbols](#)
[Plan a Journey](#)

London Euston – Milton Keynes Central – Northampton – Birmingham New Street

SN


















12

4

8


















8

8

London Euston d	2042	2107	2131		2140
Clapham Junction d	↓	↓	↓	2119	↓
Shepherd's Bush d				2134	
Wembley Central d				▼	↓
Harrow & Wealdstone d				2151	2156
Bushey d		↓	↓	▼	2201s
 Watford Junction d		2123	2146	2159a	2204
Kings Langley d		↓	2151		↓
 Apsley d		↓	2154		
 Hemel Hempstead d		2131	2157		
 Berkhamsted d		2136	2202		
 Tring d		2141	2207		
Cheddington d	↓	2146	▼		↓
 Leighton Buzzard d	2114	2153	2218		2224
 Bletchley d	2121	2200	2224		▼
 Milton Keynes Central a	2129	2208	2232		2236
 Milton Keynes Central d	2130	2208	2233		2237
 Wolverton d	2134	2212	▼		2241
 Northampton a	2146	2226	2246		2255
 Northampton d		2200	2239	2312	
Long Buckby d		2211	2250	2323	
 Rugby a		2222	2301	2334	
 Coventry a		2235	2312	2345	
 Birmingham International a		2253	2321	0003	
  Birmingham New St a		2305	2340	0014	


















[Menu](#)
[Notes & Symbols](#)
[Plan a Journey](#)

London Euston – Milton Keynes Central – Northampton – Birmingham New Street

	AWC 1	12	AWC 1	5	SN	5
London Euston d	2153	2203	2225	2231		2242
Clapham Junction d	↓	↓	↓	↓	2219	↓
Shepherd's Bush d					2234	↓
Wembley Central d		↓	↓	↓	▼	↓
Harrow & Wealdstone d		2215		2244	2250	2255
Bushey d	↓	▼	↓	2249s	▼	▼
 Watford Junction d	2212u	2222	2243u	2252	2258a	2303
Kings Langley d	↓	↓	↓	2257		↓
 Apsley d		↓		2301		↓
 Hemel Hempstead d		2229		2304		2311
 Berkhamsted d		2234		2309		2316
 Tring d		2239		↓		2321
Cheddington d		2244		↓		2326
 Leighton Buzzard d		2251		2322		2333
 Bletchley d	↓	2258	↓	2329		2340
 Milton Keynes Central a	2245	2306	2315	2337		2348
 Milton Keynes Central d	2247	2307	2316	2338		2349
 Wolverton d		2311	↓	2342		▼
 Northampton a		2325		2358		0004
 Northampton d		2335	↓			
Long Buckby d	↓	2346	↓			
 Rugby a	2324	2357	2352			
 Coventry a	2335	0007a	0003			
 Birmingham International a	2345		0013			
  Birmingham New St a	2355		0023			

[Menu](#)
[Notes & Symbols](#)
[Plan a Journey](#)

London Euston – Milton Keynes Central – Northampton – Birmingham New Street

	8	5	AWC 1	12	8
London Euston d	2253	2300	2324	2340	0139
Clapham Junction d	↓	↓	↓	↓	↓
Shepherd's Bush d	↓	↓	↓	↓	↓
Wembley Central d	↓	↓	↓	↓	↓
Harrow & Wealdstone d	2307	2313	↓	2352	0151
Bushey d	2312s	▼	↓	2357s	▼
 Watford Junction d	2315	2320	2339u	0001	0158
Kings Langley d	↓	2325	↓	0005	0203
 Apsley d	↓	2329	↓	0009	0207
 Hemel Hempstead d	2323	2332	↓	0012	0210
 Berkhamsted d	2328	2337	↓	0017	0215
 Tring d	2333	2342	↓	0022	0220
Cheddington d	▼	2347	↓	0027	▼
 Leighton Buzzard d	2343	2354	↓	0034	0230
 Bletchley d	2350	0001	↓	0041	0237
 Milton Keynes Central a	2358	0009	0013	0049	0246
 Milton Keynes Central d	2358	0009	0015	0050	
 Wolverton d	0002	0013	↓	0054	
 Northampton a	0018	0027	↓	0107	
 Northampton d			↓		
Long Buckby d			↓		
 Rugby a			0050s		
 Coventry a			0101s		
 Birmingham International a			0111s		
  Birmingham New St a			0123		

[Menu](#)
[Notes & Symbols](#)
[Plan a Journey](#)

National Rail Enquiries

03457 48 49 50 • nationalrail.co.uk

Live travel updates

 @LNRailway

For help, advice and travel updates

 /LondonNorthwesternRailway

 @londonnorthwesternrailway

For the latest offers and news